
AluminTechno
ALUMINUM PROFILE SYSTEMS

Profile systems

ALT W72

Window and door system with thermal break





ALTW72
Window and door system
with thermal break

CONTENTS

01 System description

02 Order information

03 Accessories

04 Scheme of glass bearing supports installation

05 Gaskets cutting and installation

06 Table of glazing

07 Windows. Sections and junctions

08 Doors. Sections and junctions

09 Example of standard system calculation

10 Profiles machining and assemblage

11 Statics

12 Hardware

ALTW72
Window and door system
with thermal break

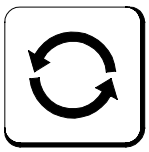
System description


01

Information icons


Attention


Technical information

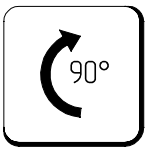

Can be replaced

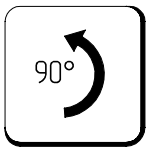


Performances improvement

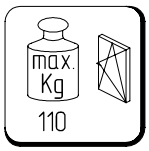


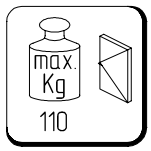
See page

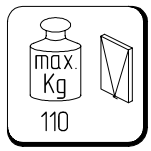




Turn



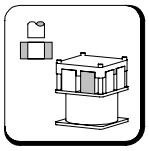


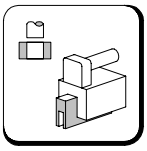


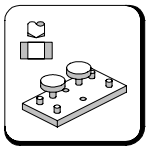
Max. window sash weight

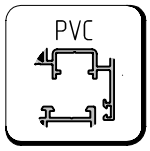


Max. door leaf weight

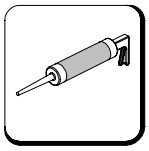

Pneumatic punching machine

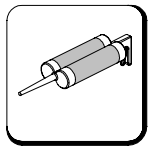

Manual punching machine


Jig

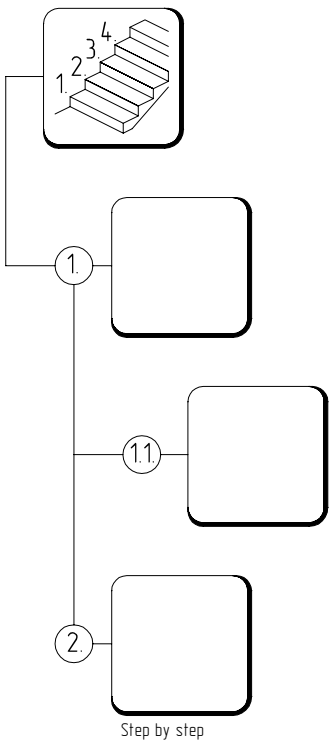


PVC hardware groove


Silicone sealant


2-component polyurethane glue

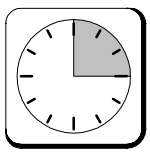

Glue for EPDM

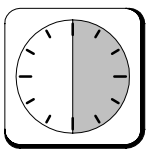


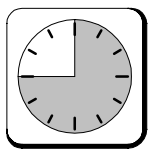
Step by step



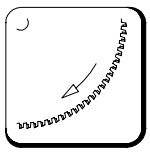
Hold time

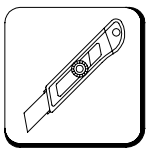

Hold 15 min


Hold 30 min

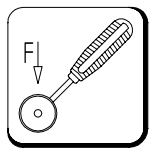

Hold 45 min

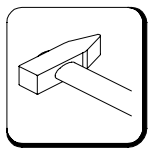

Cut


Cut


Cut with knife


Use trowel


Roller for gasket installations


Strike

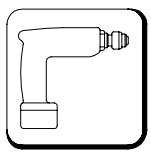

Clean the surface

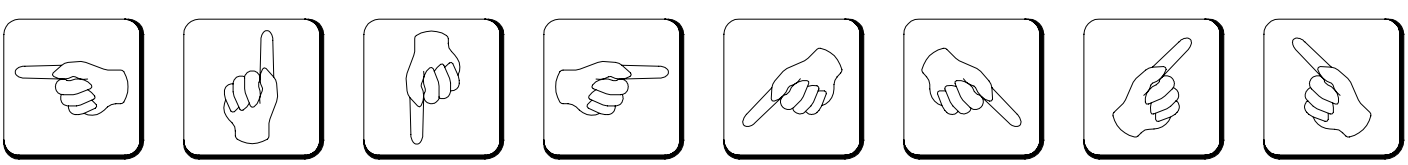

Measure


Apply glue

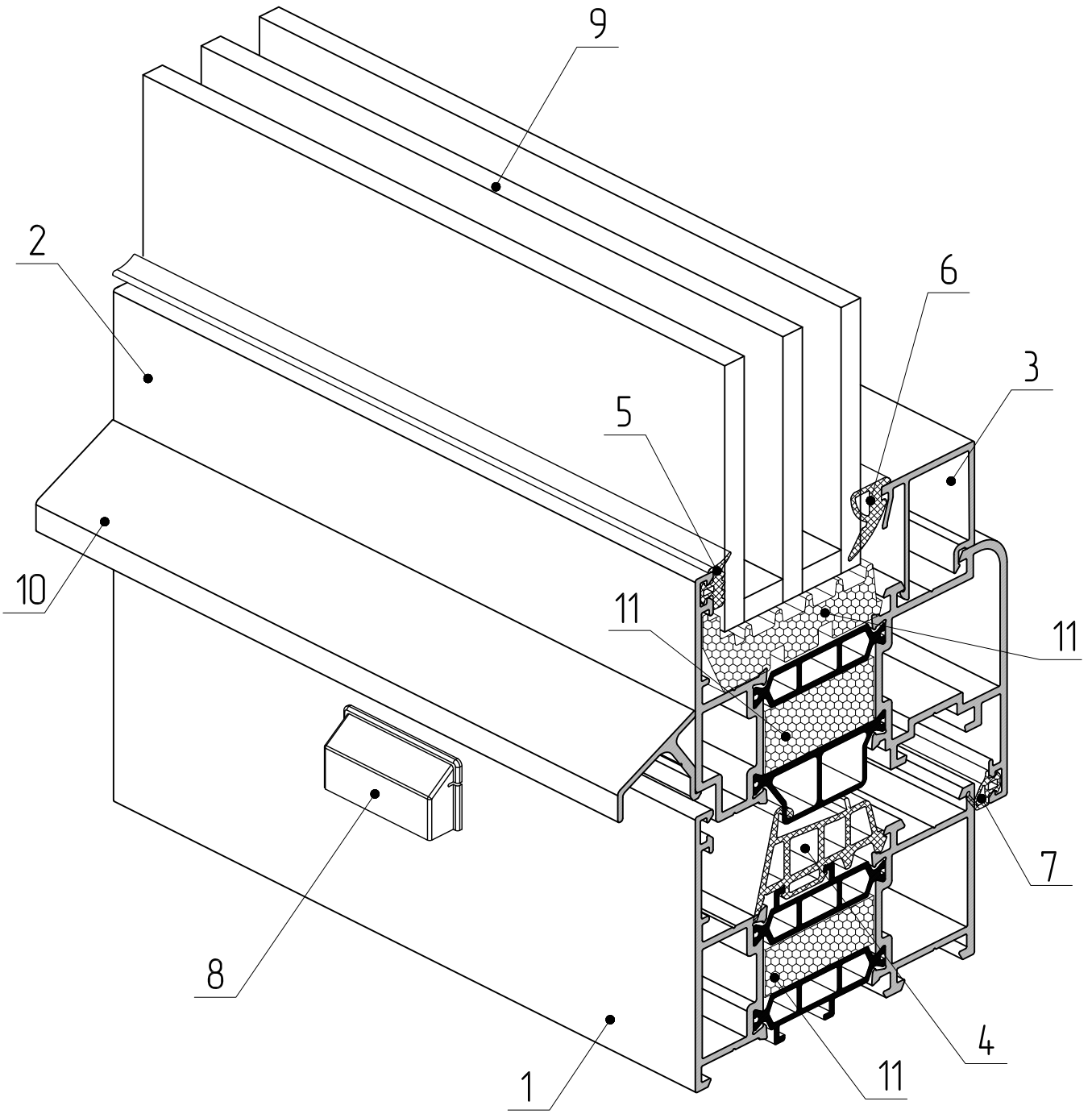

Apply sealant


Push on


Drill


Perform the indicated operation

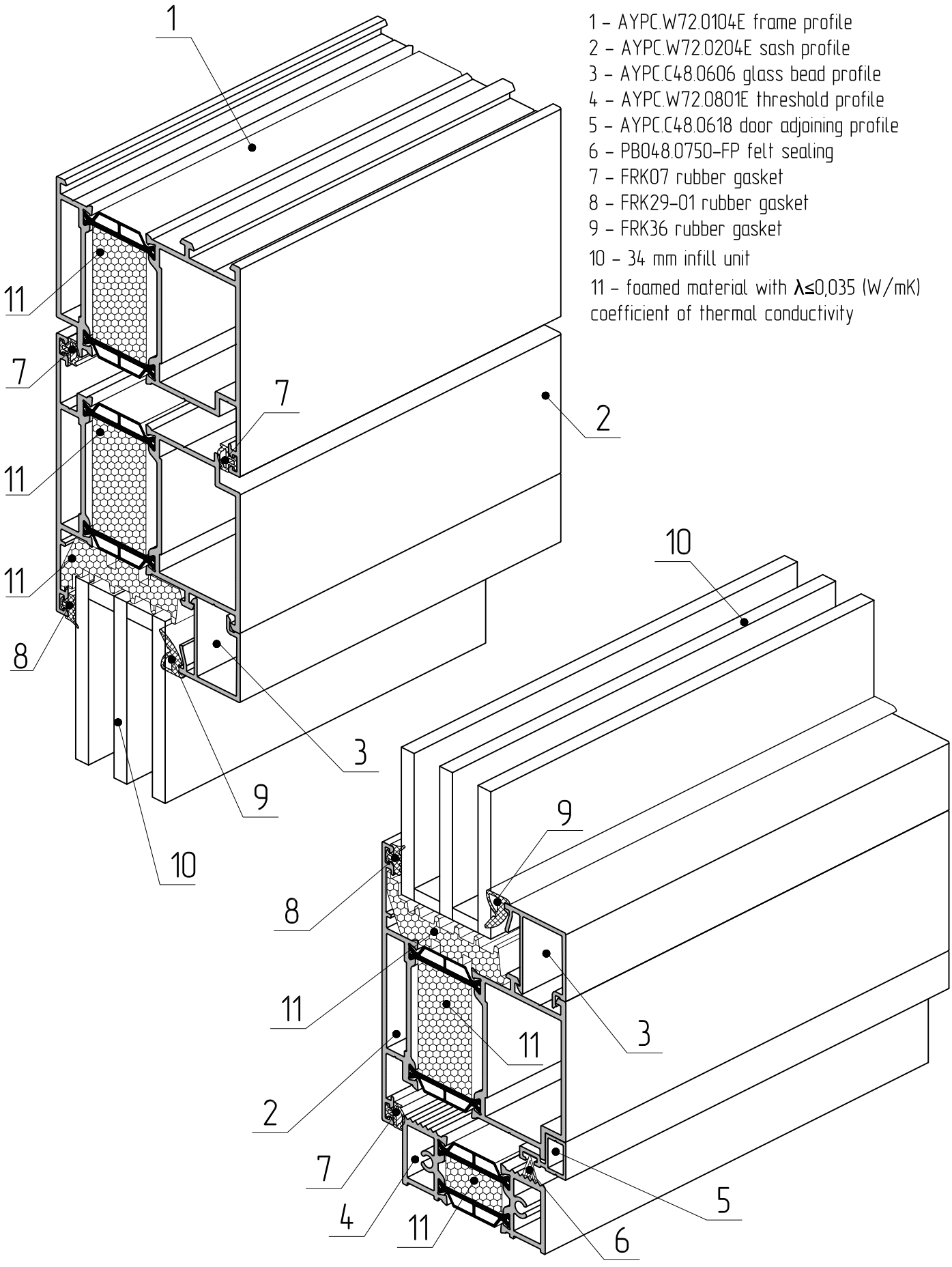
W72 window series



1 – AYPC.W72.0102E frame profile
2 – AYPC.W72.0202E sash profile
3 – AYPC.C48.0606 glass bead profile
4 – FRK63 rubber gasket
5 – FRK29-01 rubber gasket
6 – FRK36 rubber gasket
7 – FRK98 rubber gasket
8 – AYPC.C48.0919M drain plug
9 – 34 mm infill unit
10 – AYPC.C48.0611 drain profile

11 – foamed material with $\lambda \leq 0{,}035$ (W/mK) coefficient of thermal conductivity

W72 door series

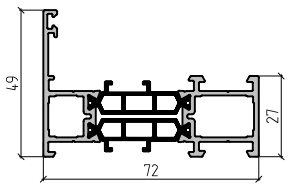
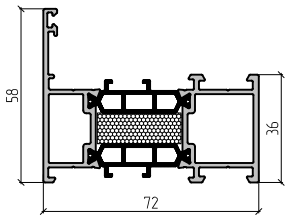
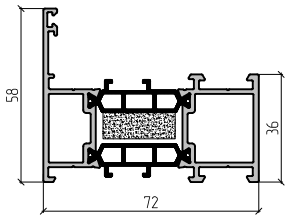
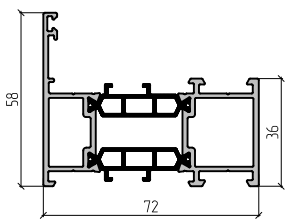
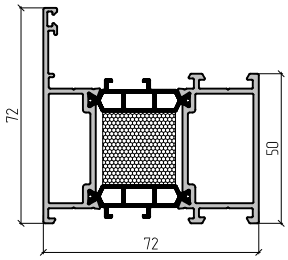
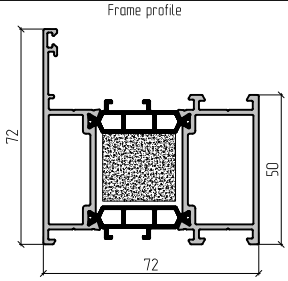


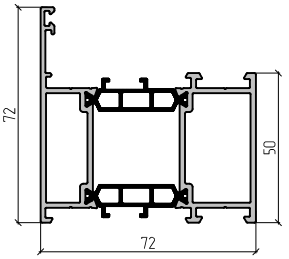
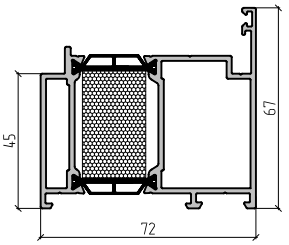
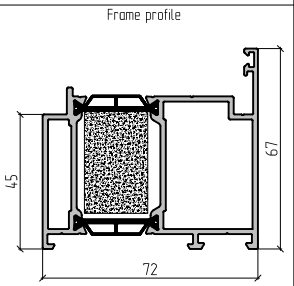
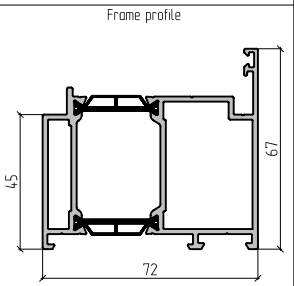
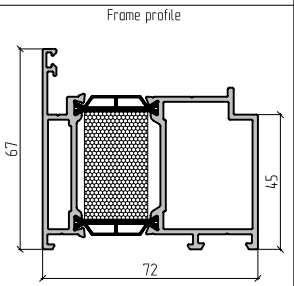
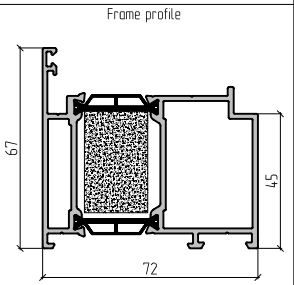
1 – AYPC.W72.0104E frame profile
2 – AYPC.W72.0204E sash profile
3 – AYPC.C48.0606 glass bead profile
4 – AYPC.W72.0801E threshold profile
5 – AYPC.C48.0618 door adjoining profile
6 – PB048.0750-FP felt sealing
7 – FRK07 rubber gasket
8 – FRK29-01 rubber gasket
9 – FRK36 rubber gasket
10 – 34 mm infill unit
11 – foamed material with $\lambda \leq 0{,}035$ (W/mK) coefficient of thermal conductivity

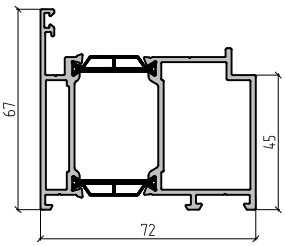
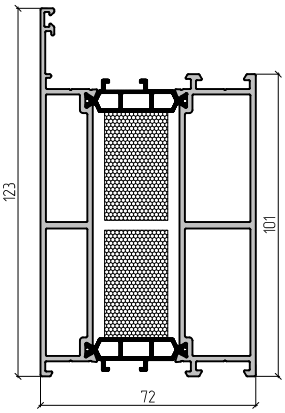
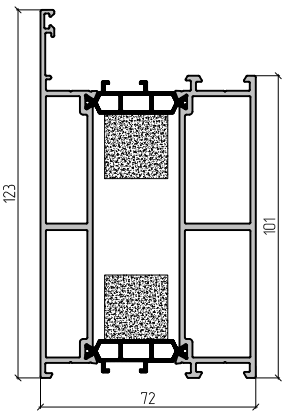
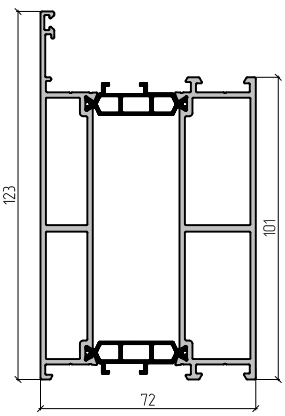
ALTW72
Window and door system
with thermal break

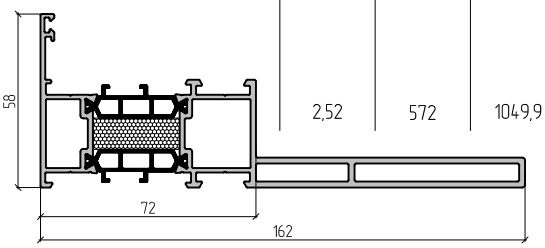
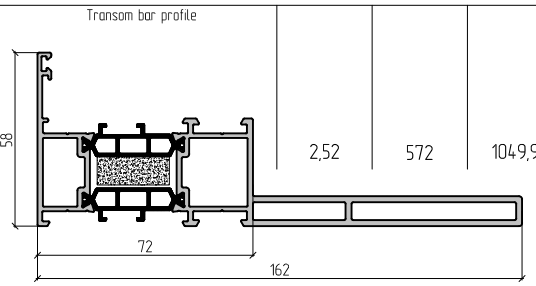
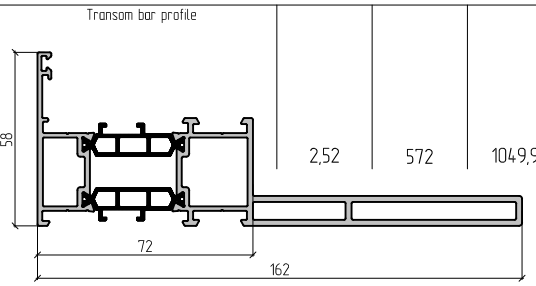
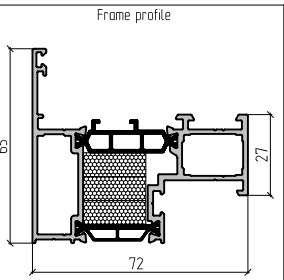
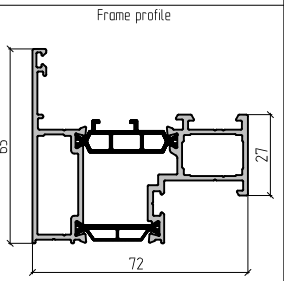
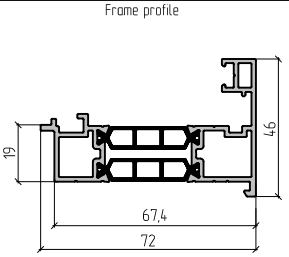
Order information

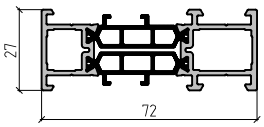
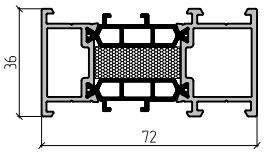
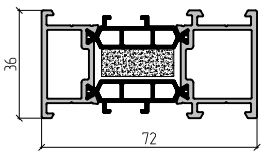
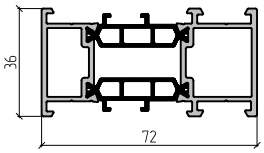
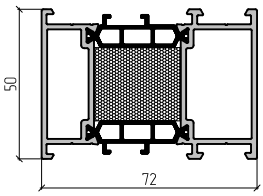
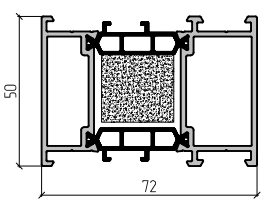
02

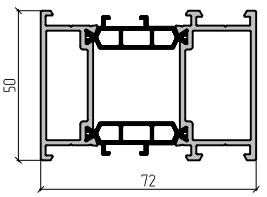
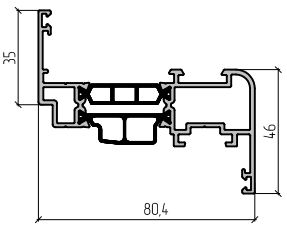
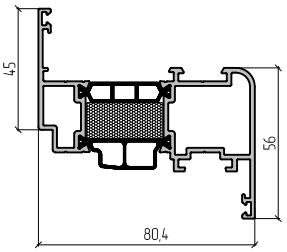
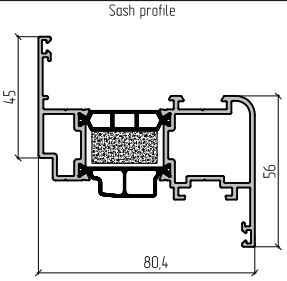
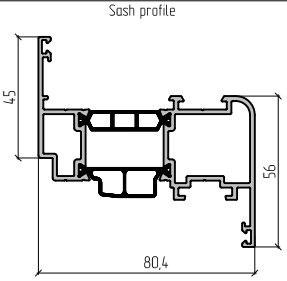
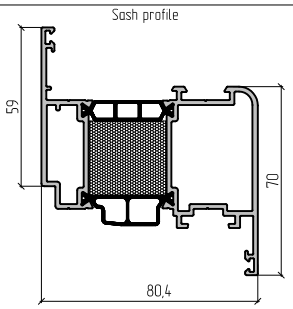
Article	Name / Drawing	Weight, kg/rm	Exterior perimeter, mm	Cross sectional area, mm^2	Code	Profile colour	Bar length, rm	Quantity in pack		Weight of a pack	
								pcs.	rm	net, kg	gross, kg
AYPC.W72.0101E	Frame profile 	1,32	381	602,6	10960100 10960121 10960124 10960130 10960131 109601808	00 RAL9016 RAL8014 RAL8017 RAL9006 A00-D6	6,5	4	26	34,4 35,9 35,9 35,9 35,9 35,9	35,1 36,6 36,6 36,6 36,6 36,6
AYPC.W72.0102E	Frame profile 	1,49	399	666,7	10960221 10960224 10960230 10960231 109602808	RAL9016 RAL8014 RAL8017 RAL9006 A00-D6	6,5	4	26	40,4 40,4 40,4 40,4 38,9	41,2 41,2 41,2 41,2 39,6
AYPC.W72.0102PE	Frame profile 	1,49	399	666,7	10980000	00	6,5	4	26	38,8	39,7
AYPC.W72.0102NE	Frame profile 	1,49	399	666,7	10963000	00	6,5	4	26	38,8	39,7
AYPC.W72.0103E	Frame profile 	1,815	427	785,6	10961021 10961024 10961030 10961031 109610808	RAL9016 RAL8014 RAL8017 RAL9006 A00-D6	6,5	4	26	48,9 48,9 48,9 48,9 47,2	49,8 49,8 49,8 49,8 48,1
AYPC.W72.0103PE	Frame profile 	1,84	427	785,6	10980200	00	6,5	4	26	47,8	48,8

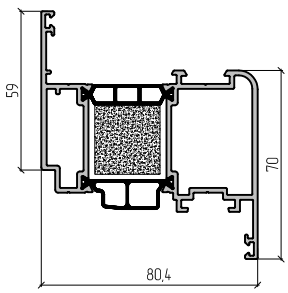
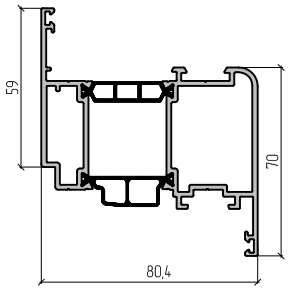
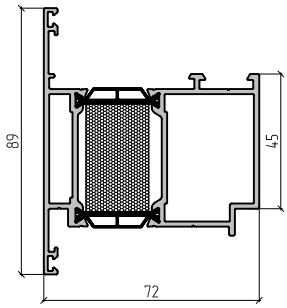
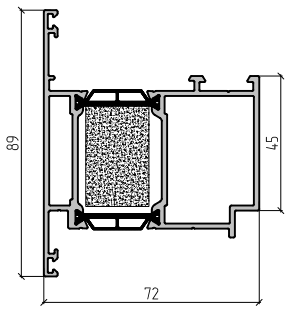
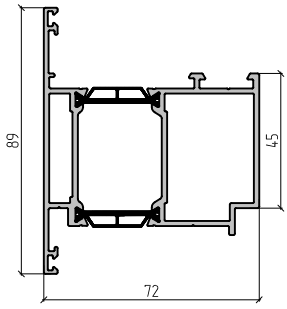
Article	Name / Drawing	Weight, kg/rm	Exterior perimeter, mm	Cross sectional area, mm^2	Code	Profile colour	Bar length, rm	Quantity in pack		Weight of a pack	
								pcs.	rm	net, kg	gross, kg
AYPC.W72.0103NE	Frame profile 	1,815	427	785,6	10963300	00	6,5	4	26	47,2	48,1
AYPC.W72.0104E	Frame profile 	1,78	364	735,3	10960321 10960324 10960330 10960331 109603808	RAL9016 RAL8014 RAL8017 RAL9006 A00-D6	6,5	4	26	47,7 47,7 47,7 47,7 46,3	48,6 48,6 48,6 48,6 47,2
AYPC.W72.0104PE	Frame profile 	1,81	364	735,3	10980600	00	6,5	4	26	47,1	48,0
AYPC.W72.0104NE	Frame profile 	1,78	364	735,3	10964200	00	6,5	4	26	46,3	47,2
AYPC.W72.0105E	Frame profile 	1,79	364	735,1	10961121 10961124 10961130 10961131 109611808	RAL9016 RAL8014 RAL8017 RAL9006 A00-D6	6,5	4	26	48,0 48,0 48,0 48,0 46,5	48,9 48,9 48,9 48,9 47,4
AYPC.W72.0105PE	Frame profile 	1,81	364	735,1	10980700	00	6,5	4	26	47,1	48,0

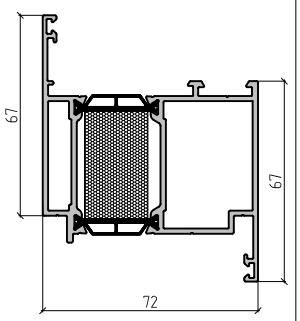
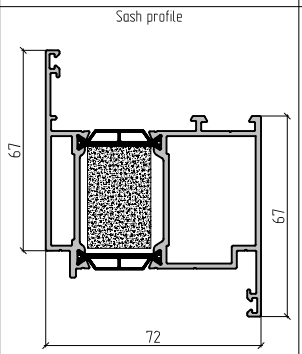
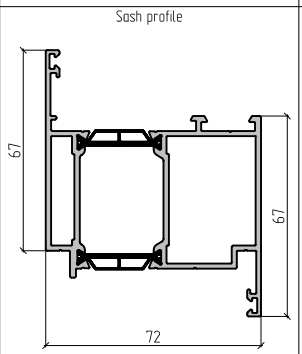
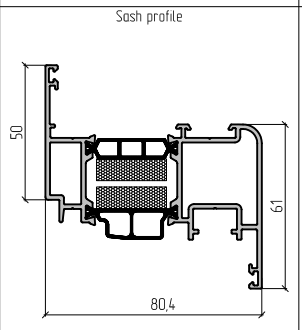
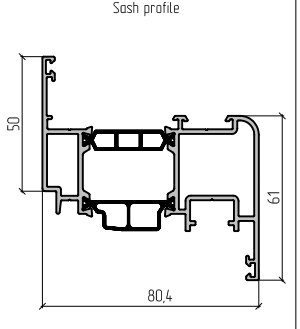
Article	Name / Drawing	Weight, kg/rm	Exterior perimeter, mm	Cross sectional area, mm^2	Code	Profile colour	Bar length, rm	Quantity in pack		Weight of a pack	
								pcs.	rm	net, kg	gross, kg
AYPC.W72.0105NE	Frame profile 	1,79	364	735,1	10964800	00	6,5	4	26	46,5	47,4
AYPC.W72.0106E	Frame profile 	3,03	529	1237,9	10961221 10961224 10961230 10961231 109612808	RAL9016 RAL8014 RAL8017 RAL9006 A00-D6	6,5	2	13	40,4 40,4 40,4 40,4 39,4	41,3 41,3 41,3 41,3 40,3
AYPC.W72.0106PE	Frame profile 	3,03	529	1237,9	10981500	00	6,5	2	13	39,4	40,3
AYPC.W72.0106NE	Frame profile 	3,03	529	1237,9	10964900	00	6,5	2	13	39,4	40,3

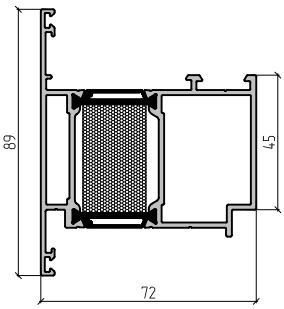
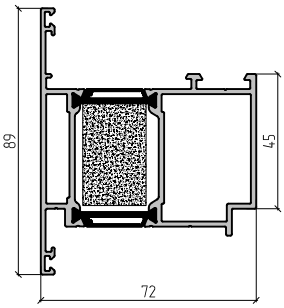
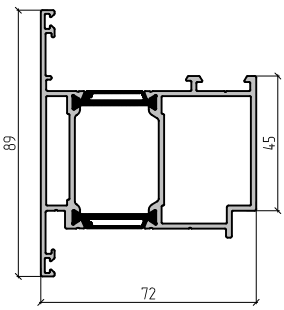
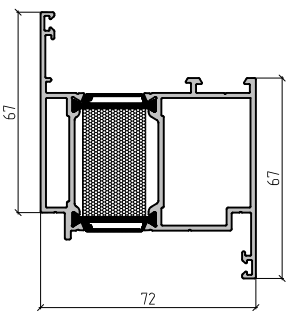
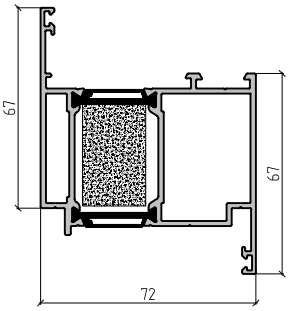
Article	Name / Drawing	Weight, kg/rm	Exterior perimeter, mm	Cross sectional area, mm²	Code	Profile colour	Bar length, rm	Quantity in pack		Weight of a pack	
								pcs.	rm	net, kg	gross, kg
AYPC.W72.0107E	Transom bar profile 	2,52	572	1049,9	10961321 10961324 10961330 10961331 109613808	RAL9016 RAL8014 RAL8017 RAL9006 A00-D6	6,5	2	13	33,9 33,9 33,9 33,9 32,8	34,7 34,7 34,7 34,7 33,6
AYPC.W72.0107PE	Transom bar profile 	2,52	572	1049,9	10981400	00	6,5	2	13	32,8	33,6
AYPC.W72.0107NE	Transom bar profile 	2,52	572	1049,9	10916100	00	6,5	2	13	32,8	33,6
AYPC.W72.0108E	Frame profile 	1,56	389	666,5	10963621 10963624 10963630 10963631 109636808	RAL9016 RAL8014 RAL8017 RAL9006 A00-D6	6,5	2	13	20,8 20,8 20,8 20,8 20,2	21,4 21,4 21,4 21,4 20,8
AYPC.W72.0108NE	Frame profile 	1,56	389	666,5	10966800	00	6,5	2	13	20,2	20,8
AYPC.W72.0815E	Frame profile 	1,23	319	558,1	10965600 10965621 10965624 10965630 10965631 109656808	00 RAL9016 RAL8014 RAL8017 RAL9006 A00-D6	6,5	4	26	31,9 32,8 32,8 32,8 32,8 31,9	32,5 33,5 33,5 33,5 33,5 32,5

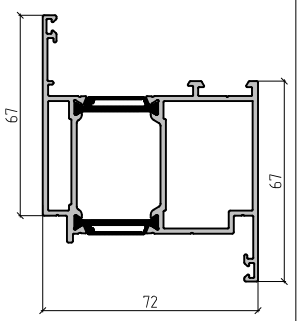
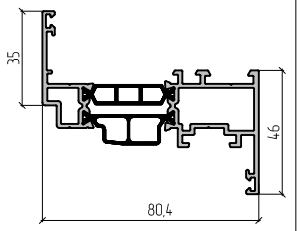
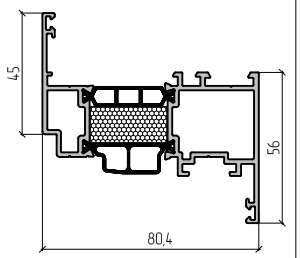
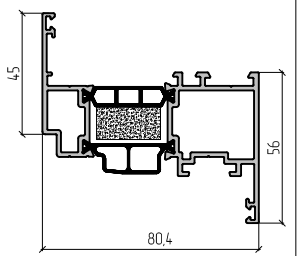
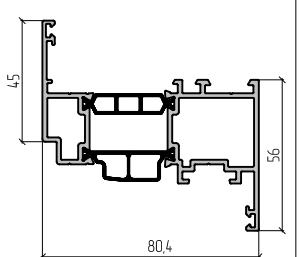
Article	Name / Drawing	Weight, kg/rm	Exterior perimeter, mm	Cross sectional area, mm^2	Code	Profile colour	Bar length, rm	Quantity in pack		Weight of a pack	
								pcs.	rm	net, kg	gross, kg
AYPC.W72.0121E	Widener profile 	1,21	323	557,6	10965300 10965321 10965324 10965330 10965331 109653808	00 RAL9016 RAL8014 RAL8017 RAL9006 A00-D6	6,5	4	26	31,4 32,4 32,4 32,4 32,4 31,4	32,1 33,1 33,1 33,1 33,1 32,1
AYPC.W72.0122E	Widener profile 	1,38	341	621,7	10965421 10965424 10965430 10965431 109654808	RAL9016 RAL8014 RAL8017 RAL9006 A00-D6	6,5	4	26	37,0 37,0 37,0 37,0 36,0	37,9 37,9 37,9 37,9 36,8
AYPC.W72.0122PE	Widener profile 	1,38	341	621,7	10965400	00	6,5	4	26	36,0	36,8
AYPC.W72.0122NE	Widener profile 	1,38	341	621,7	10966900	00	6,5	4	26	36,0	36,8
AYPC.W72.0123E	Widener profile 	1,70	369	740,6	10965521 10965524 10965530 10965531 109655808	RAL9016 RAL8014 RAL8017 RAL9006 A00-D6	6,5	4	26	45,4 45,4 45,4 45,4 44,3	46,5 46,5 46,5 46,5 45,3
AYPC.W72.0123PE	Widener profile 	1,70	369	740,6	10965500	00	6,5	4	26	44,3	45,3

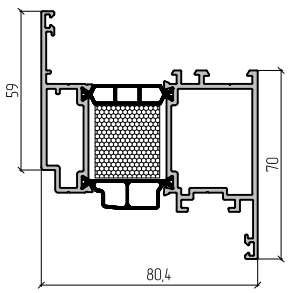
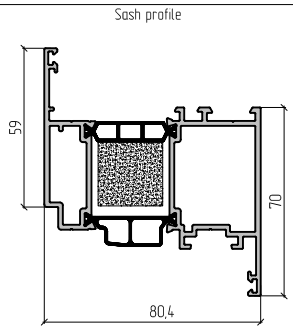
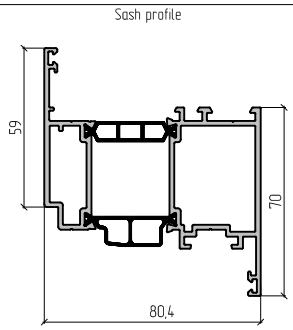
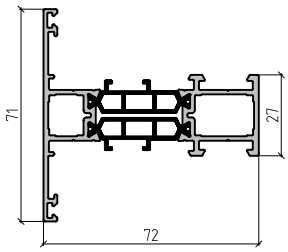
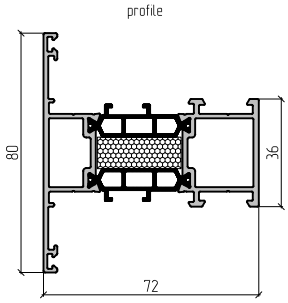
Article	Name / Drawing	Weight, kg/rm	Exterior perimeter, mm	Cross sectional area, mm^2	Code	Profile colour	Bar length, rm	Quantity in pack		Weight of a pack	
								pcs.	rm	net, kg	gross, kg
AYPC.W72.0123NE	Widener profile 	1,70	369	740,6	10967000	00	6,5	2	13	22,1	22,8
AYPC.W72.0201E	Sash profile 	1,49	424	653,9	10960400 10960421 10960424 10960430 10960431 109604808	00 RAL9016 RAL8014 RAL8017 RAL9006 A00-D6	6,5	4	26	38,7 40,4 40,4 40,4 40,4 38,7	39,6 41,2 41,2 41,2 41,2 39,6
AYPC.W72.0202E	Sash profile 	1,76	444	744,5	10960521 10960524 10960530 10960531 109605808	RAL9016 RAL8014 RAL8017 RAL9006 A00-D6	6,5	4	26	47,5 47,5 47,5 47,5 45,8	48,4 48,4 48,4 48,4 46,7
AYPC.W72.0202PE	Sash profile 	1,76	444	744,5	10980100	00	6,5	4	26	45,8	46,7
AYPC.W72.0202NE	Sash profile 	1,76	444	744,5	10963100	00	6,5	4	26	45,8	46,7
AYPC.W72.0203E	Sash profile 	2,11	487	876,8	10961421 10961424 10961430 10961431 109614808	RAL9016 RAL8014 RAL8017 RAL9006 A00-D6	6,5	4	26	56,8 56,8 56,8 56,8 54,9	57,7 57,7 57,7 57,7 55,9

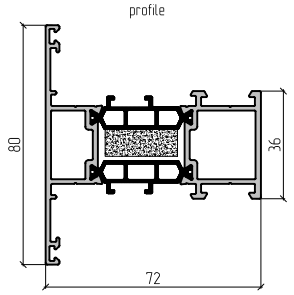
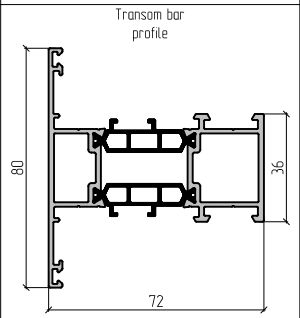
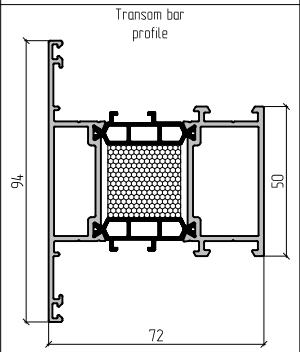
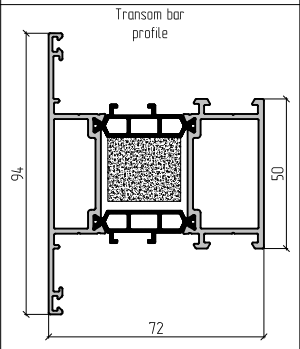
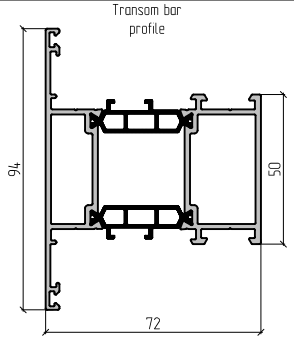
Article	Name / Drawing	Weight, kg/rm	Exterior perimeter, mm	Cross sectional area, mm^2	Code	Profile colour	Bar length, rm	Quantity in pack		Weight of a pack	
								pcs.	rm	net, kg	gross, kg
AYPC.W72.0203PE	Sash profile 	2,14	487	876,8	10980300	00	6,5	4	26	55,6	56,6
AYPC.W72.0203NE	Sash profile 	2,11	487	876,8	10963400	00	6,5	4	26	54,9	55,9
AYPC.W72.0204E	Sash profile 	1,91	425	780,4	10960621 10960624 10960630 10960631 109606808	RAL9016 RAL8014 RAL8017 RAL9006 A00-D6	6,5	4	26	51,3 51,3 51,3 51,3 49,7	52,3 52,3 52,3 52,3 50,6
AYPC.W72.0204PE	Sash profile 	1,94	425	780,4	10980800	00	6,5	4	26	50,4	51,4
AYPC.W72.0204NE	Sash profile 	1,91	425	780,4	10963900	00	6,5	4	26	49,7	50,6

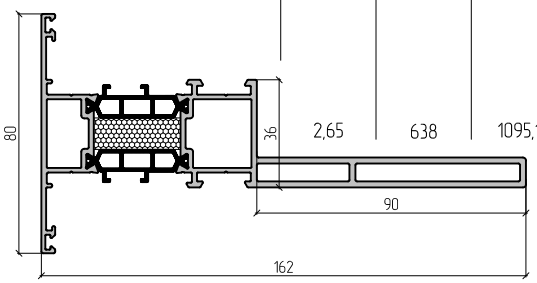
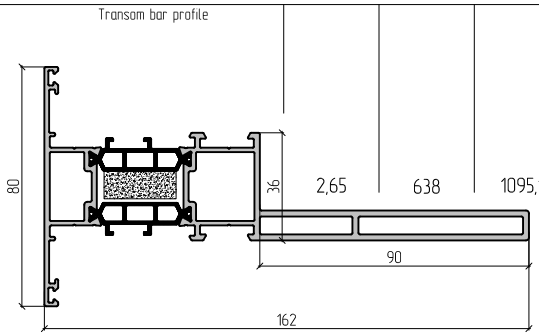
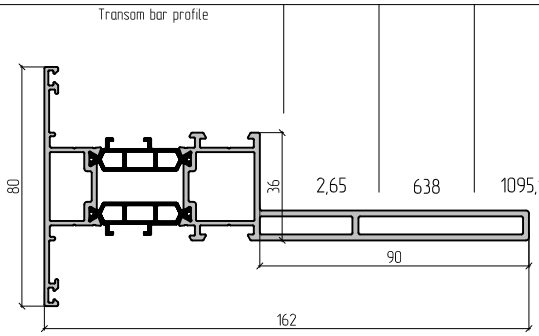
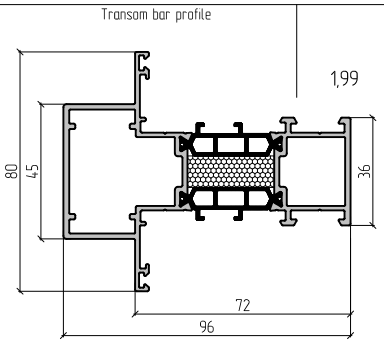
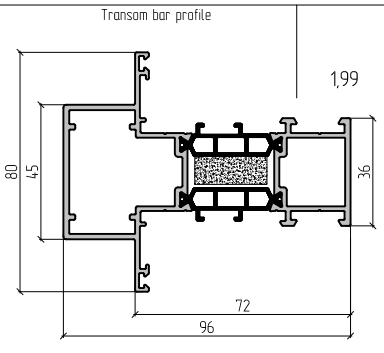
Article	Name / Drawing	Weight, kg/rm	Exterior perimeter, mm	Cross sectional area, mm^2	Code	Profile colour	Bar length, rm	Quantity in pack		Weight of a pack	
								pcs.	rm	net, kg	gross, kg
AYPC.W72.0205E	Sash profile 	1,91	425	780,4	10961521 10961524 10961530 10961531 109615808	RAL9016 RAL8014 RAL8017 RAL9006 A00-D6	6,5	4	26	51,3 51,3 51,3 51,3 49,7	52,3 52,3 52,3 52,3 50,6
AYPC.W72.0205PE	Sash profile 	1,94	425	780,4	10980900	00	6,5	4	26	50,4	51,4
AYPC.W72.0205NE	Sash profile 	1,91	425	780,4	10963800	00	6,5	4	26	49,7	50,6
AYPC.W72.0212E	Sash profile 	1,85	475	770,5	10968221 10968224 10968230 10968231 109682808	RAL9016 RAL8014 RAL8017 RAL9006 A00-D6	6,5	2	13	25,0 25,0 25,0 25,0 24,0	25,5 25,5 25,5 25,5 24,5
AYPC.W72.0212NE	Sash profile 	1,84	475	770,5	10968300	00	6,5	2	13	23,9	24,4

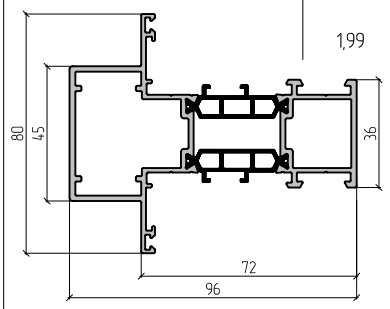
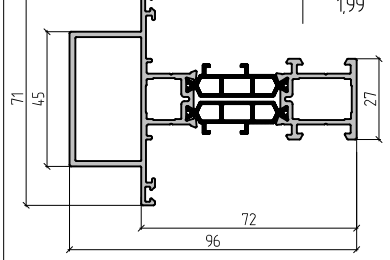
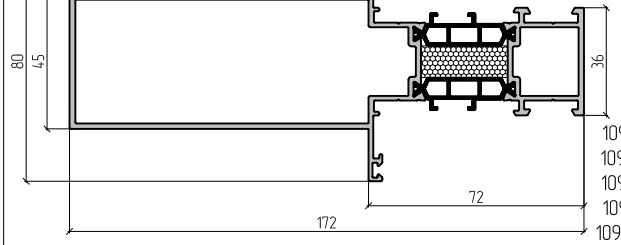
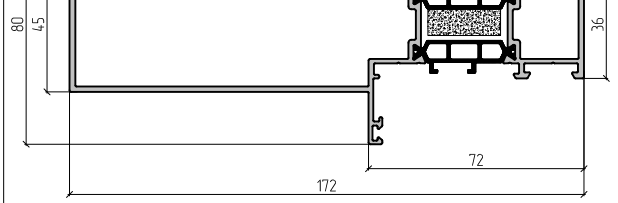
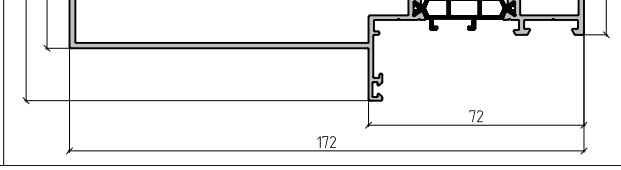
Article	Name / Drawing	Weight, kg/rm	Exterior perimeter, mm	Cross sectional area, mm^2	Code	Profile colour	Bar length, rm	Quantity in pack		Weight of a pack	
								pcs.	rm	net, kg	gross, kg
AYPC.W72.0214E	Sash profile 	1,98	425	805,1	10981021 10981024 10981030 10981031 109810808	RAL9016 RAL8014 RAL8017 RAL9006 A00-D6	6,5	4	26	52,8 52,8 52,8 52,8 51,5	53,8 53,8 53,8 53,8 52,5
AYPC.W72.0214PE	Sash profile 	1,98	425	805,1	10981000	00	6,5	4	26	51,5	52,5
AYPC.W72.0214NE	Sash profile 	1,98	425	805,1	10969400	00	6,5	2	13	25,7	26,5
AYPC.W72.0215E	Sash profile 	1,98	425	805,1	10981121 10981124 10981130 10981131 109811808	RAL9016 RAL8014 RAL8017 RAL9006 A00-D6	6,5	4	26	52,8 52,8 52,8 52,8 51,5	53,8 53,8 53,8 53,8 52,5
AYPC.W72.0215PE	Sash profile 	1,98	425	805,1	10981100	00	6,5	4	26	51,5	52,5

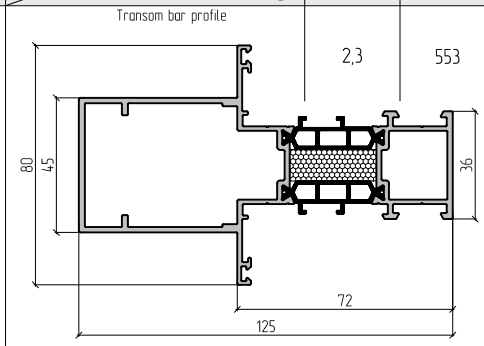
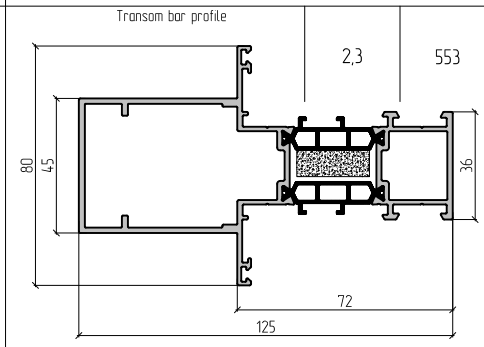
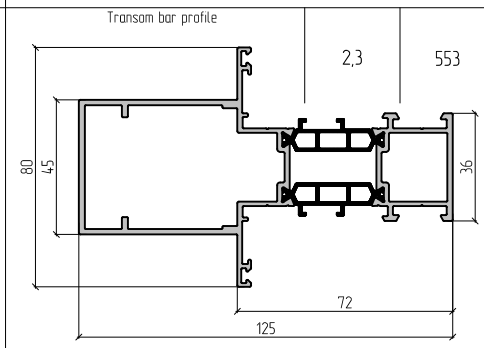
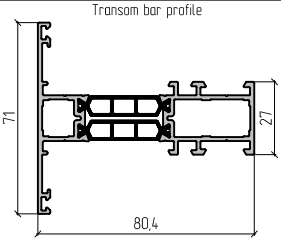
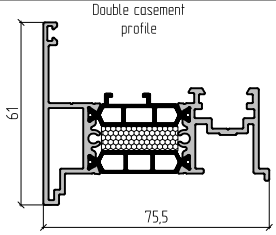
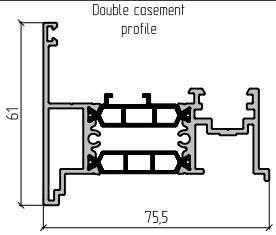
Article	Name / Drawing	Weight, kg/rm	Exterior perimeter, mm	Cross sectional area, mm^2	Code	Profile colour	Bar length, rm	Quantity in pack		Weight of a pack	
								pcs.	rm	net, kg	gross, kg
AYPC.W72.0215NE	Sash profile 	1,98	425	805,1	10969500	00	6,5	2	13	25,7	26,5
AYPC.W72.0221E	Sash profile 	1,504	444,1	735,8	10968800 10968821 10968824 10968830 10968831 109688808	00 RAL9016 RAL8014 RAL8017 RAL9006 A00-D6	6,5	4	26	39,0 39,7 39,7 39,7 39,7 39,0	39,8 40,5 40,5 40,5 40,5 39,8
AYPC.W72.0222E	Sash profile 	1,761	457,2	835,1	10968921 10968924 10968930 10968931 109689808	RAL9016 RAL8014 RAL8017 RAL9006 A00-D6	6,5	2	13	23,6 23,6 23,6 23,6 22,9	24,4 24,4 24,4 24,4 23,7
AYPC.W72.0222PE	Sash profile 	1,744	457,2	835,1	10969200	00	6,5	2	13	22,9	23,7
AYPC.W72.0222NE	Sash profile 	1,744	457,2	835,1	10969300	00	6,5	2	13	22,9	23,7

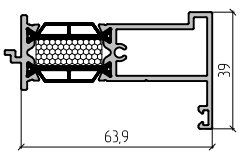
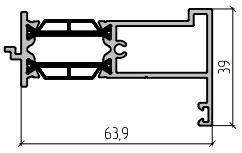
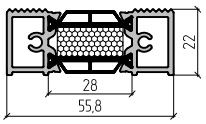
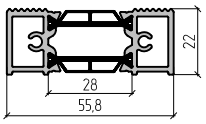
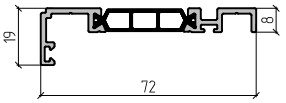
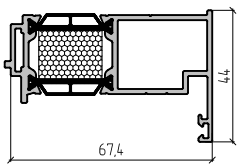
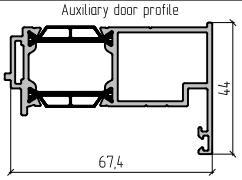
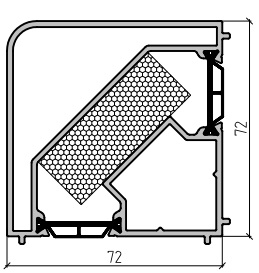
Article	Name / Drawing	Weight, kg/rm	Exterior perimeter, mm	Cross sectional area, mm^2	Code	Profile colour	Bar length, rm	Quantity in pack		Weight of a pack	
								pcs.	rm	net, kg	gross, kg
AYPC.W72.0223E	Sash profile 	2,113	483,9	868,6	10969021 10969024 10969030 10969031 109690808	RAL9016 RAL8014 RAL8017 RAL9006 A00-D6	6,5	2	13	28,3 28,3 28,3 28,3 27,5	29,1 29,1 29,1 29,1 28,3
AYPC.W72.0223PE	Sash profile 	2,113	483,9	868,6	10969700	00	6,5	2	13	27,5	28,3
AYPC.W72.0223NE	Sash profile 	2,113	483,9	868,6	10969800	00	6,5	2	13	28,3	29,1
AYPC.W72.0301E	Transom bar profile 	1,44	443	647,7	10960700 10960721 10960724 10960730 10960731 109607808	00 RAL9016 RAL8014 RAL8017 RAL9006 A00-D6	6,5	4	26	37,5 39,2 39,2 39,2 39,2 37,5	38,4 40,1 40,1 40,1 40,1 38,4
AYPC.W72.0302E	Transom bar profile 	1,62	460	711,9	10960821 10960824 10960830 10960831 109608808	RAL9016 RAL8014 RAL8017 RAL9006 A00-D6	6,5	4	26	43,8 43,8 43,8 43,8 42,1	44,8 44,8 44,8 44,8 43,1

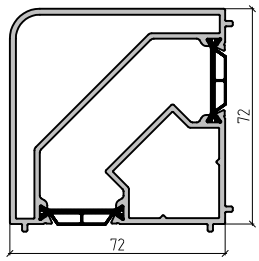
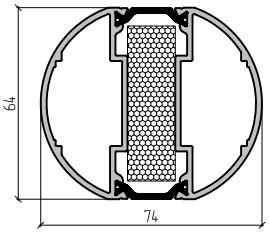
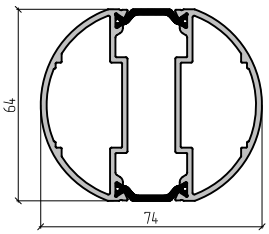
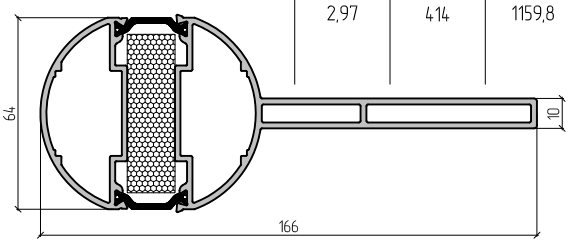
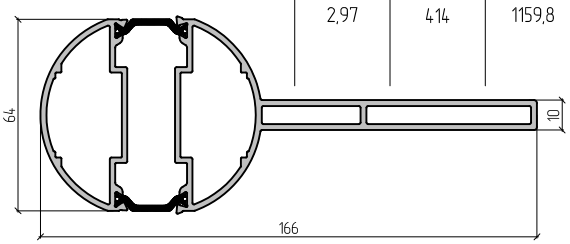
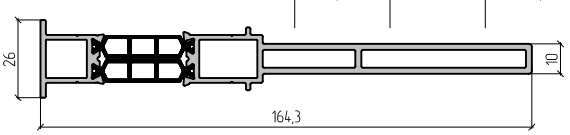
Article	Name / Drawing	Weight, kg/rm	Exterior perimeter, mm	Cross sectional area, mm^2	Code	Profile colour	Bar length, rm	Quantity in pack		Weight of a pack	
								pcs.	rm	net, kg	gross, kg
AYPC.W72.0302PE	Transom bar profile 	1,62	460	711,9	10980400	00	6,5	4	26	42,0	43,0
AYPC.W72.0302NE	Transom bar profile 	1,62	460	711,9	10963200	00	6,5	4	26	42,0	43,0
AYPC.W72.0303E	Transom bar profile 	1,94	487	830,7	10961621 10961624 10961630 10961631 109616808	RAL9016 RAL8014 RAL8017 RAL9006 A00-D6	6,5	4	26	52,3 52,3 52,3 52,3 50,4	53,3 53,3 53,3 53,3 51,4
AYPC.W72.0303PE	Transom bar profile 	1,97	487	830,7	10980500	00	6,5	4	26	51,2	52,2
AYPC.W72.0303NE	Transom bar profile 	1,94	487	830,7	10963500	00	6,5	4	26	50,4	51,4

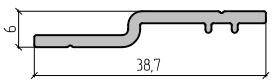
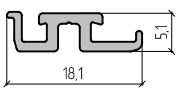
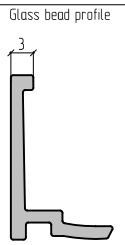
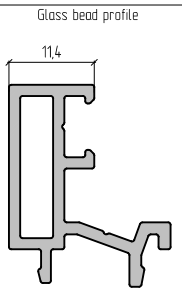
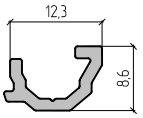
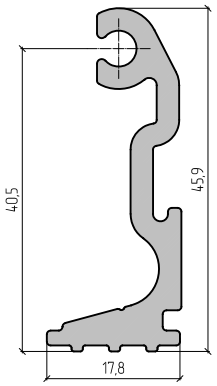
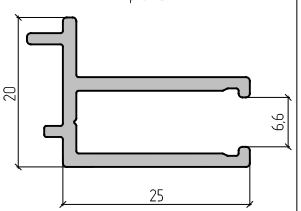
Article	Name / Drawing	Weight, kg/rm	Exterior perimeter, mm	Cross sectional area, mm^2	Code	Profile colour	Bar length, rm	Quantity in pack: pcs.	Quantity in pack: rm	Weight of a pack: net, kg	Weight of a pack: gross, kg
AYPC.W72.0304E	Transom bar profile 	2,65	638	1095,1	10961721 10961724 10961730 10961731 109617808	RAL9016 RAL8014 RAL8017 RAL9006 A00-D6	6,5	2	13	35,7 35,7 35,7 35,7 34,5	36,5 36,5 36,5 36,5 35,3
AYPC.W72.0304PE	Transom bar profile 	2,65	638	1095,1	10981200	00	6,5	2	13	34,5	35,3
AYPC.W72.0304NE	Transom bar profile 	2,65	638	1095,1	10966500	00	6,5	2	13	34,5	35,3
AYPC.W72.0305E	Transom bar profile 		505	851,6	10961821 10961824 10961830 10961831 109618808	RAL9016 RAL8014 RAL8017 RAL9006 A00-D6	6,5	4	26	53,7 53,7 53,7 53,7 51,7	54,6 54,6 54,6 54,6 52,6
AYPC.W72.0305PE	Transom bar profile 		505	851,6	10981300	00	6,5	4	26	51,7	52,6

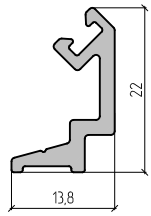
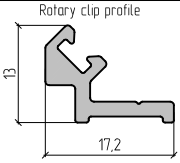
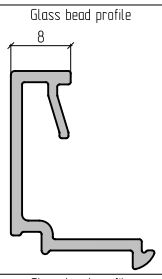
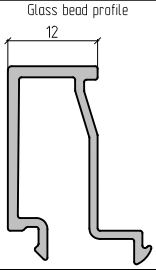
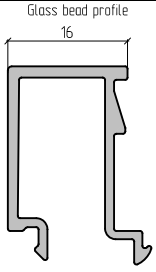
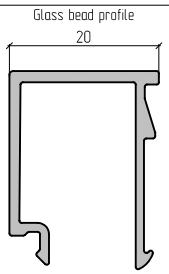
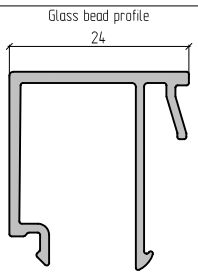
Article	Name / Drawing	Weight, kg/rm	Exterior perimeter, mm	Cross sectional area, mm²	Code	Profile colour	Bar length, rm	Quantity in pack		Weight of a pack	
								pcs.	rm	net, kg	gross, kg
AYPC.W72.0305NE	Transom bar profile 	1,99	505	851,6	10964300	00	6,5	2	13	25,9	26,6
AYPC.W72.0306E	Transom bar profile 	1,99	479	814,5	10962800 10962821 10962824 10962830 10962831 109628808	00 RAL9016 RAL8014 RAL8017 RAL9006 A00-D6	6,5	4	26	49,1 51,1 51,1 51,1 51,1 49,1	50,1 52,1 52,1 52,1 52,1 50,1
AYPC.W72.0307E	Transom bar profile 	2,71	658	1113,7	10965821 10965824 10965830 10965831 109658808	RAL9016 RAL8014 RAL8017 RAL9006 A00-D6	6,5	2	13	36,3 36,3 36,3 36,3 35,2	37,0 37,0 37,0 37,0 36,0
AYPC.W72.0307PE	Transom bar profile 	2,71	658	1113,7	10966000	00	6,5	2	13	35,2	36,0
AYPC.W72.0307NE	Transom bar profile 	2,71	658	1113,7	10969900	00	6,5	2	13	35,2	36,0

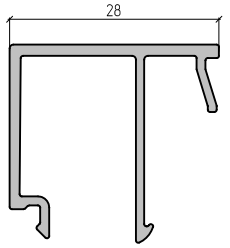
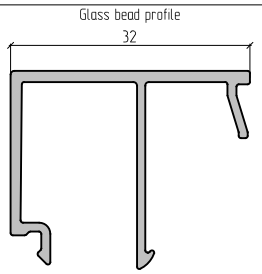
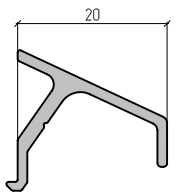
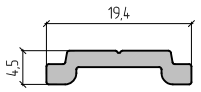
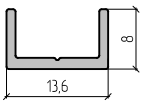
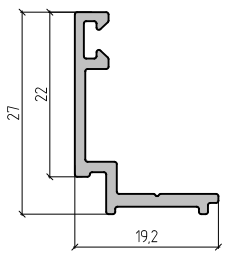
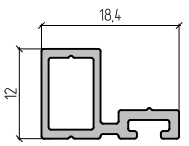
Article	Name / Drawing	Weight, kg/rm	Exterior perimeter, mm	Cross sectional area, mm^2	Code	Profile colour	Bar length, rm	Quantity in pack: pcs.	Quantity in pack: rm	Weight of a pack: net, kg	Weight of a pack: gross, kg
AYPC.W72.0308E	Transom bar profile 	2,3	553	970,5	10965921 10965924 10965930 10965931 109659808	RAL9016 RAL8014 RAL8017 RAL9006 A00-D6	6,5	2	13	30,8 30,8 30,8 30,8 29,9	31,5 31,5 31,5 31,5 30,7
AYPC.W72.0308PE	Transom bar profile 	2,3	553	970,5	10966100	00	6,5	2	13	29,9	30,7
AYPC.W72.0308NE	Transom bar profile 	2,3	553	970,5	10967400	00	6,5	2	13	29,9	30,7
AYPC.W72.0321E	Transom bar profile 	1,529	449,8	653	10969100 10969121 10969124 10969130 10969131 109691808	00 RAL9016 RAL8014 RAL8017 RAL9006 A00-D6	6,5	4	26	39,8 40,7 40,7 40,7 40,7 39,8	40,7 41,6 41,6 41,6 41,6 40,7
AYPC.W72.0501E	Double casement profile 	1,51	429	660,6	10961921 10961924 10961930 10961931 109619808	RAL9016 RAL8014 RAL8017 RAL9006 A00-D6	6,5	4	26	40,9 40,9 40,9 40,9 39,3	41,8 41,8 41,8 41,8 40,1
AYPC.W72.0501NE	Double casement profile 	1,51	429	660,6	10965000	00	6,5	4	26	39,3	40,1

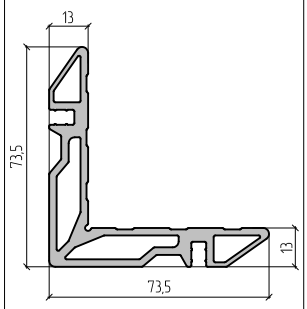
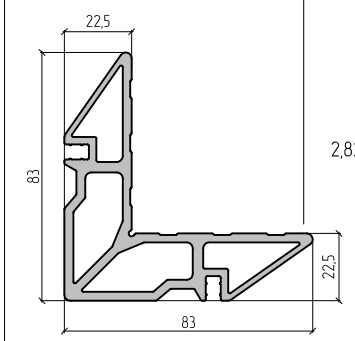
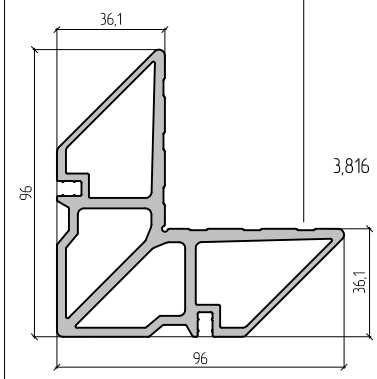
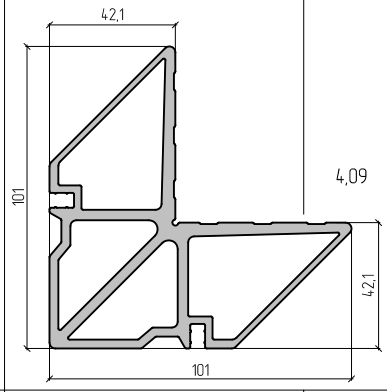
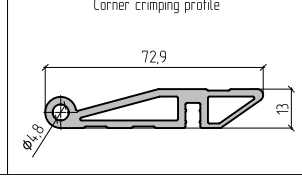
Article	Name / Drawing	Weight, kg/rm	Exterior perimeter, mm	Cross sectional area, mm^2	Code	Profile colour	Bar length, rm	Quantity in pack		Weight of a pack	
								pcs.	rm	net, kg	gross, kg
AYPC.W72.0502E	Double casement profile 	1,11	265	482,5	10962021 10962024 10962030 10962031 109620808	RAL9016 RAL8014 RAL8017 RAL9006 A00-D6	6,5	4	26	29,9 29,9 29,9 29,9 28,9	30,5 30,5 30,5 30,5 29,5
AYPC.W72.0502NE	Double casement profile 	1,11	265	482,5	10965100	00	6,5	4	26	28,9	29,5
AYPC.W72.0801E	Threshold profile 	1,02	185	451,6	10960900 109609806	00 A00-E6	6,5	6	39	39,8 39,8	40,3 40,3
AYPC.W72.0801NE	Threshold profile 	1,02	185	451,6	10965200	00	6,5	6	39	39,8	40,3
AYPC.W72.0802E	Door adjoining profile 	0,59	256	266,7	10962100 10962121 10962124 10962130 10962131 109621806	00 RAL9016 RAL8014 RAL8017 RAL9006 A00-E6	6,5	8	52	30,8 32,8 32,8 32,8 32,8 30,8	31,4 33,4 33,4 33,4 33,4 31,4
AYPC.W72.0803E	Auxiliary door profile 	1,27	279	533,4	10962221 10962224 10962230 10962231 109622808	RAL9016 RAL8014 RAL8017 RAL9006 A00-D6	6,5	4	26	33,3 33,3 33,3 33,3 32,5	34,1 34,1 34,1 34,1 33,2
AYPC.W72.0803NE	Auxiliary door profile 	1,25	279	533,4	10966600	00	6,5	4	26	32,5	33,2
AYPC.W72.0804E	Connecting profile 	2,37	320	950,4	10962321 10962324 10962330 10962331 109623808	RAL9016 RAL8014 RAL8017 RAL9006 A00-D6	6,5	2	13	31,4 31,4 31,4 31,4 31,2	32,1 32,1 32,1 32,1 31,9

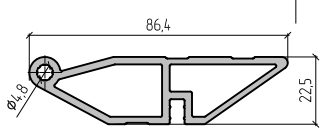
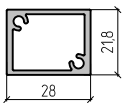
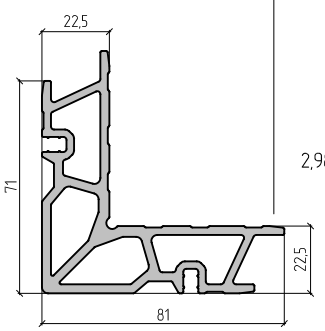
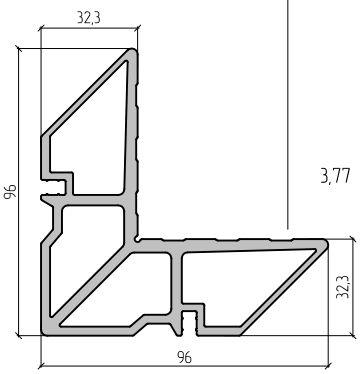
Article	Name / Drawing	Weight, kg/rm	Exterior perimeter, mm	Cross sectional area, mm^2	Code	Profile colour	Bar length, rm	Quantity in pack: pcs.	Quantity in pack: rm	Weight of a pack: net, kg	Weight of a pack: gross, kg
AYPC.W72.0804NE	Connecting profile 	2,37	320	950,4	10965700	00	6,5	2	13	30,8	31,5
AYPC.W72.0805E	Connecting profile 	1,91	231	767,4	10962421 10962424 10962430 10962431 109624808	RAL9016 RAL8014 RAL8017 RAL9006 A00-D6	6,5	2	13	25,3 25,3 25,3 25,3 25,2	25,9 25,9 25,9 25,9 25,7
AYPC.W72.0805NE	Connecting profile 	1,91	231	767,4	10967500	00	6,5	2	13	25,0	25,6
AYPC.W72.0806E	Connecting profile 	2,97	414	1159,8	10962521 10962524 10962530 10962531 109625808	RAL9016 RAL8014 RAL8017 RAL9006 A00-D6	6,5	2	13	39,4 39,4 39,4 39,4 39	40,1 40,1 40,1 40,1 39,7
AYPC.W72.0806NE	Connecting profile 	2,97	414	1159,8	10967600	00	6,5	2	13	38,8	39,5
AYPC.W72.0807E	Connecting profile 	2,07	401	861,9	10962600 10962621 10962624 10962630 10962631 109626808	00 RAL9016 RAL8014 RAL8017 RAL9006 A00-D6	6,5	2	13	27,0 27,7 27,7 27,7 27,7 27,0	27,8 28,5 28,5 28,5 28,5 27,8

Article	Name / Drawing	Weight, kg/rm	Exterior perimeter, mm	Cross sectional area, mm²	Code	Profile colour	Bar length, rm	Quantity in pack		Weight of a pack	
								pcs.	rm	net, kg	gross, kg
AYPC.W72.0808	Connecting profile 	0,23	95,1	85,2	10903700	00	6,5	20	130	30,0	30,0
AYPC.W62.0601	Rod profile 	0,116	66,1	43,1	108034806	A00–E6	4	10	40	4,6	4,7
AYPC.W62.0602	Glass bead profile 	0,17	75,1	63,1	10804500 10804521 10804524 10804530 10804531 108045808	00 RAL9016 RAL8014 RAL8017 RAL9006 A00–D6	6,5	12	78	13,3 14,0 14,0 14,0 14,0 13,3	13,6 14,3 14,3 14,3 14,3 13,6
AYPC.W62.0603	Glass bead profile 	0,372	133,2	137,8	10804600 10804621 10804624 10804630 10804631 108046806	00 RAL9016 RAL8014 RAL8017 RAL9006 A00–E6	6,5	12	78	29,0 30,3 30,3 30,3 30,3 29,0	29,5 30,8 30,8 30,8 30,8 29,5
AYPC.W62.0604	Glass bead profile 	0,104	50,8	38,6	10804700	00	6,5	8	52	5,4	5,5
AYPC.W62.0701	Transom bar fastening profile 	0,688	161	253,8	10801000	00	3,25	12	39	26,8	27,1
AYPC.W62.0804	Thermal compensation profile 	0,355	152	131,4	10802000 10802021 10802024 10802030 10802031 108020808	00 RAL9016 RAL8014 RAL8017 RAL9006 A00–D6	6,5	12	78	27,7 29,5 29,5 29,5 29,5 27,7	28,5 29,9 29,9 29,9 29,9 28,5

Article	Name / Drawing	Weight, kg/rm	Exterior perimeter, mm	Cross sectional area, mm^2	Code	Profile colour	Bar length, rm	Quantity in pack		Weight of a pack	
								pcs.	rm	net, kg	gross, kg
AYPC.W62.0808	Rotary clip profile 	0,223	87	82,6	10802400 10802421 10802424 10802430 10802431 108024806	00 RAL9016 RAL8014 RAL8017 RAL9006 A00-E6	6,5	12	78	17,4 18,4 18,4 18,4 18,4 17,4	18,2 18,7 18,7 18,7 18,7 18,2
AYPC.W62.0809	Rotary clip profile 	0,168	75	62,2	10802500 10802521 10802524 10802530 10802531 108025806	00 RAL9016 RAL8014 RAL8017 RAL9006 A00-E6	6,5	12	78	13,1 14,0 14,0 14,0 14,0 13,1	13,9 14,2 14,2 14,2 14,2 13,9
AYPC.C48.0602	Glass bead profile 	0,23	117	85,1	10405800 10405821 10405824 10405830 10405831 104058808	00 RAL9016 RAL8014 RAL8017 RAL9006 A00-D6	6,5	18	117	26,9 30,2 30,2 30,2 30,2 26,9	27,4 30,7 30,7 30,7 30,7 27,4
AYPC.C48.0603	Glass bead profile 	0,251	144,9	93,3	10401700 10401721 10401724 10401730 10401731 104017808	00 RAL9016 RAL8014 RAL8017 RAL9006 A00-D6	6,5	18	117	29,4 31,3 31,3 31,3 31,3 29,4	29,9 31,8 31,8 31,8 31,8 29,9
AYPC.C48.0604	Glass bead profile 	0,278	149,5	103,1	10401800 10401821 10401824 10401830 10401831 104018808	00 RAL9016 RAL8014 RAL8017 RAL9006 A00-D6	6,5	18	117	32,5 34,4 34,4 34,4 34,4 32,5	33,2 35,1 35,1 35,1 35,1 33,2
AYPC.C48.0605	Glass bead profile 	0,279	150,8	103,4	10401900 10401921 10401924 10401930 10401931 104019808	00 RAL9016 RAL8014 RAL8017 RAL9006 A00-D6	6,5	18	117	32,6 34,2 34,2 34,2 34,2 32,6	33,3 34,9 34,9 34,9 34,9 33,3
AYPC.C48.0606	Glass bead profile 	0,307	172,2	113,4	10405400 10405421 10405424 10405430 10405431 104054808	00 RAL9016 RAL8014 RAL8017 RAL9006 A00-D6	6,5	18	117	35,9 37,8 37,8 37,8 37,8 35,9	36,7 38,1 38,1 38,1 38,1 36,7

Article	Name / Drawing	Weight, kg/rm	Exterior perimeter, mm	Cross sectional area, mm^2	Code	Profile colour	Bar length, rm	Quantity in pack		Weight of a pack	
								pcs.	rm	net, kg	gross, kg
AYPC.C48.0607	Glass bead profile 	0,322	180,2	119,4	10402000 10402021 10402024 10402030 10402031 104020808	00 RAL9016 RAL8014 RAL8017 RAL9006 A00-D6	6,5	18	117	37,7 39,9 39,9 39,9 39,9 37,7	38,4 40,6 40,6 40,6 40,6 38,4
AYPC.C48.0608	Glass bead profile 	0,339	188,2	125,4	10402100 10402121 10402124 10402130 10402131 104021808	00 RAL9016 RAL8014 RAL8017 RAL9006 A00-D6	6,5	18	117	39,7 41,9 41,9 41,9 41,9 39,7	40,4 42,6 42,6 42,6 42,6 40,4
AYPC.C48.0611	Drain profile 	0,184	88,3	68,3	10402400 10402421 10402424 10402430 10402431 104024808	00 RAL9016 RAL8014 RAL8017 RAL9006 A00-D6	6,5	12	78	14,4 15,5 15,5 15,5 15,5 14,4	14,8 15,9 15,9 15,9 15,9 14,8
AYPC.C48.0612	Rod profile 	0,136	49,6	50,4	10402500 104025806	00 A00-E6	6,5	24	156	21,2	21,3
AYPC.C48.0614	Levelling profile 	0,097	55,4	35,8	10402700	00	6,5	8	52	5,0	5,1
AYPC.C48.0615	Flange profile 	0,21	108,5	77,6	10402800 10402821 10402824 10402830 10402831 104028808	00 RAL9016 RAL8014 RAL8017 RAL9006 A00-D6	6,5	12	78	16,4 17,7 17,7 17,7 17,7	16,8 18,1 18,1 18,1 18,1
AYPC.C48.0618	Door adjoining profile 	0,163	72,2	60,3	10403100 10403121 10403124 10403130 10403131 104031806	00 RAL9016 RAL8014 RAL8017 RAL9006 A00-E6	6,5	18	117	19,1 20,3 20,3 20,3 20,3 19,1	19,4 20,7 20,7 20,7 20,7 19,4

Article	Name / Drawing	Weight, kg/rm	Exterior perimeter, mm	Cross sectional area, mm^2	Code	Profile colour	Bar length, rm	Quantity in pack		Weight of a pack	
								pcs.	rm	net, kg	gross, kg
AYPC.C48.0702	Corner crimping profile 	2,103	322,9	776,1	10403600	00	3,25	2	6,5	13,6	13,6
AYPC.C48.0703	Corner crimping profile 	2,822	347	1045,3	10403700	00	3,25	2	6,5	18,3	18,3
AYPC.C48.0704	Corner crimping profile 	3,816	387,5	1413,6	10403800	00	3,25	2	6,5	24,8	24,8
AYPC.C48.0705	Corner crimping profile 	4,09	399,7	1514,9	10403900	00	3,25	2	6,5	26,6	26,6
AYPC.C48.0707	Corner crimping profile 	1,07	175,9	396,2	10405600	00	3,25	4	13	13,9	13,9

Article	Name / Drawing	Weight, kg/rm	Exterior perimeter, mm	Cross sectional area, mm^2	Code	Profile colour	Bar length, rm	Quantity in pack		Weight of a pack	
								pcs.	rm	net, kg	gross, kg
AYPC.C48.0708	Corner crimping profile 	1,384	210,6	512,7	10405700	00	3,25	4	13	17,9	17,9
AYPC.110.0702	Reinforcement profile 	0,49	99	181,2	10203100	00	3,1	12	37,2	18,2	18,5
AYPC.W50.0703	Corner crimping profile 	2,982	379,5	1104,1	12402300	00	3,25	2	6,5	19,4	19,5
AYPC.W72.0701	Corner crimping profile 	3,77	391	1389,8	10904100	00	3,25	2	6,5	24,5	24,5

ALTW72
Window and door system
with thermal break

Accessories

03

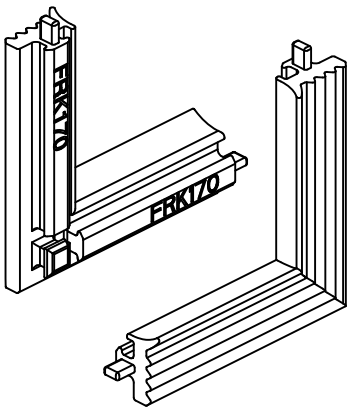
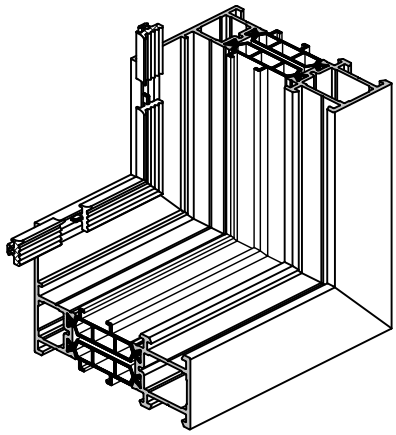
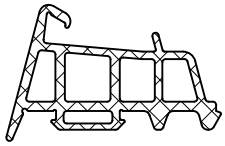
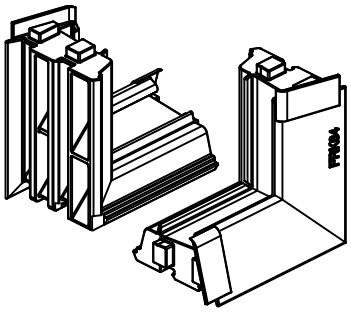
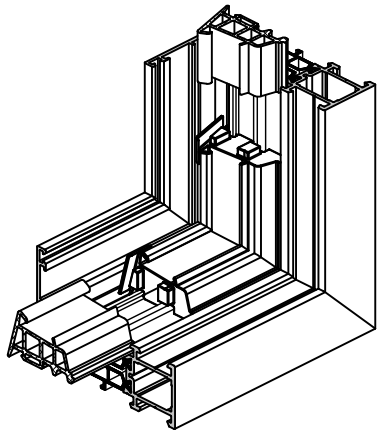
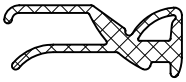
Image	Code	Article	Weight, kg/rm	Application
	10210600	FRK07	0,031	EPDM rubber gasket. Quantity in pack – 400 rm
	10413200	FRK28	0,106	EPDM rubber gasket. Quantity in pack – 150 rm
	10415900	FRK29-01	0,043	EPDM rubber gasket. Quantity in pack – 400 rm
	10915200	FRK170	0,003	 EPDM rubber gasket. Quantity in pack – 100 pcs
	11216300	FRK36	0,07	EPDM rubber gasket. Quantity in pack – 250 rm
	10415500	FRK38	0,092	EPDM rubber gasket. Quantity in pack – 400 rm
	10820400	FRK63	0,258	EPDM rubber gasket. Quantity in pack – 50 rm
	10820500	FRK64	0,022	 EPDM rubber gasket. Quantity in pack – 1000 pcs
	10820600	FRK65	0,11	EPDM rubber gasket. Quantity in pack – 175 rm


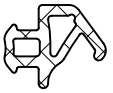
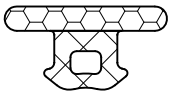
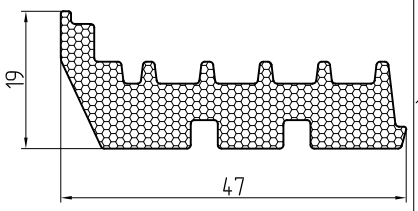
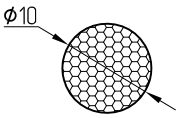
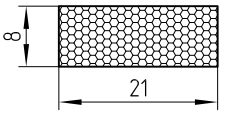
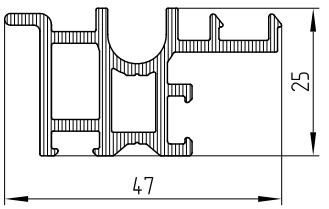
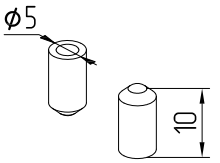
Image	Code	Article	Weight, kg/rm	Application
	11216600	FRK67	0,11	EPDM rubber gasket. Quantity in pack – 200 rm
	10821000	FRK98	0,029	EPDM rubber gasket. Quantity in pack – 575 rm
	10821100	FRK101	0,001	EPDM rubber gasket/EPDM foam. Quantity in pack – 600 rm
	10211300	PB048.0750-FP	0,009	Felt sealing. Quantity in pack – 1000 rm
	10910900	AYPC.W72.0911	0,016	Seam sealing. Quantity in pack – 180 rm
	10952300	AYPC.W72.0912	0,031	Sealing rope. Quantity in pack – 45 rm
	10912500	NOMAFLEX 21x8	0,026	Foamed material. Quantity in pack – 350 rm
	10911700	AYPC.W72.0920	0,431	Universal adapter profile. Quantity in pack – 12 pcs (5,8 rm)
	18112400	5x10 DIN6325D	0,001	Pin. Quantity in pack – 100 pcs Can be supplied by Alutech only. Possible to replace by 5x10 DIN6325 pin.

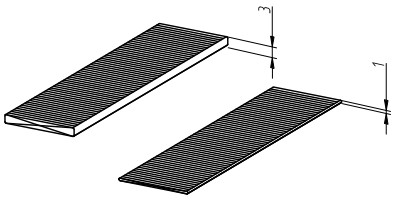
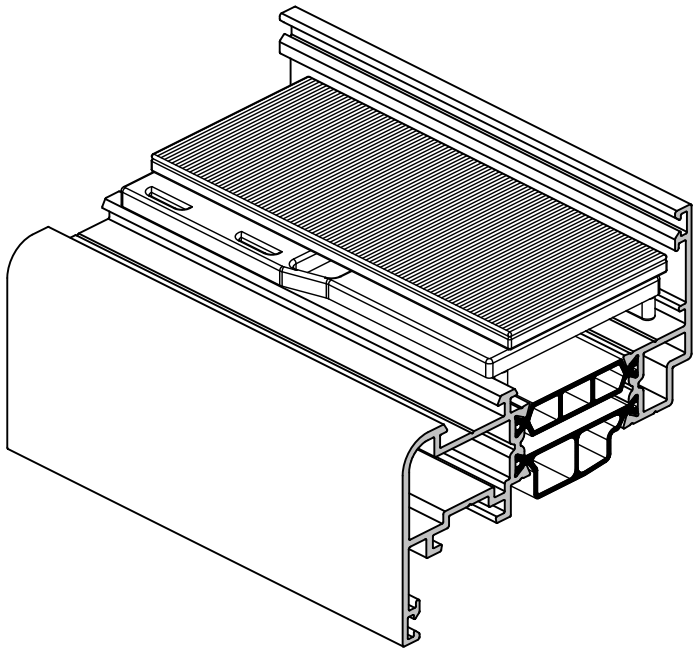
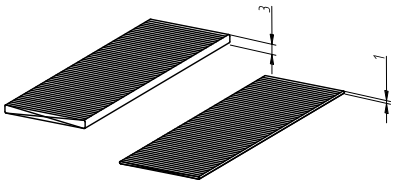
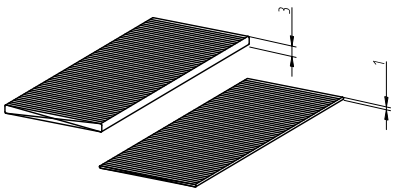
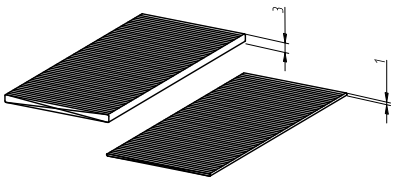
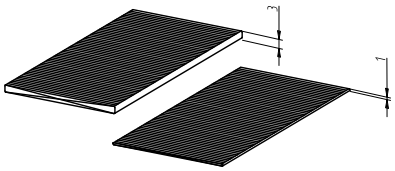
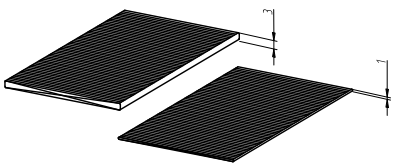
Image	Code	Article	Application
	10414600 10414800	100x26x1 100x26x3	 Leveling support. Quantity in pack – 1000 pcs
	11213400 11213600	100x32x1 100x32x3	
	11213700 11213900	100x38x1 100x38x3	
	11218100 11218300	100x44x1 100x44x3	
	11218400 11218600	100x50x1 100x50x3	
	11219100 11219300	100x56x1 100x56x3	

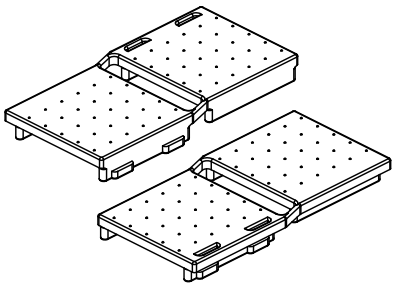
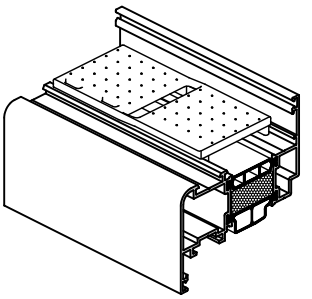
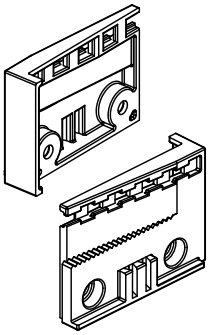
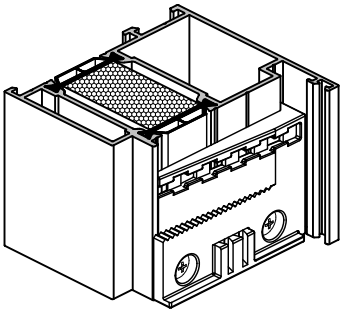
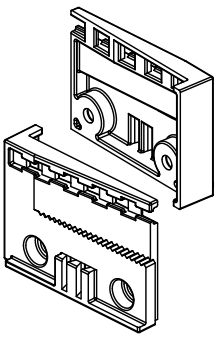
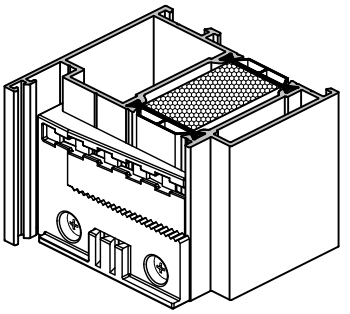
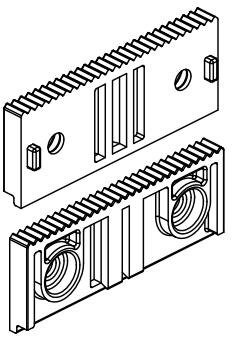
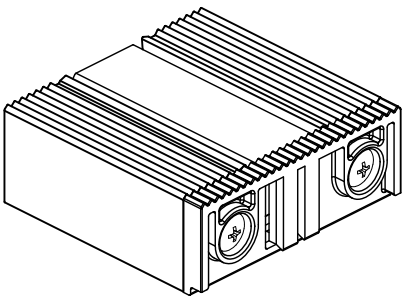
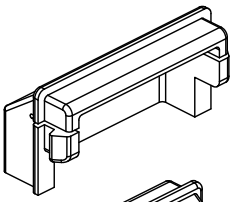
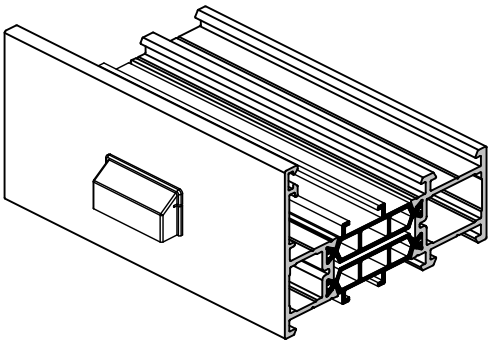
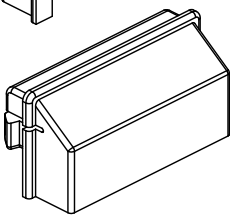
Image	Code	Article	Application
	10910100	AYPC.W72.0901	 Bearing support. Quantity in pack – 135 pcs
	10910200	AYPC.W72.0902	
		AYPC.W72.0902-01	 Brush holder kit. Quantity in pack – 50 kits
	10910300	AYPC.W72.0903	 Threshold plug. Quantity in pack – 50 pcs
	10417600	AYPC.C48.0919M Colour: Black	
	10417601	AYPC.C48.0919M Colour: White	Drain plug. Quantity in pack – 100 pcs

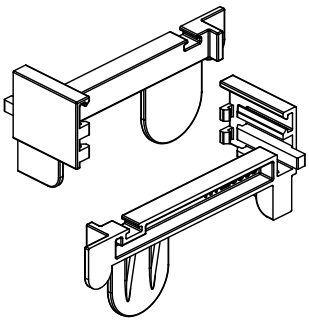
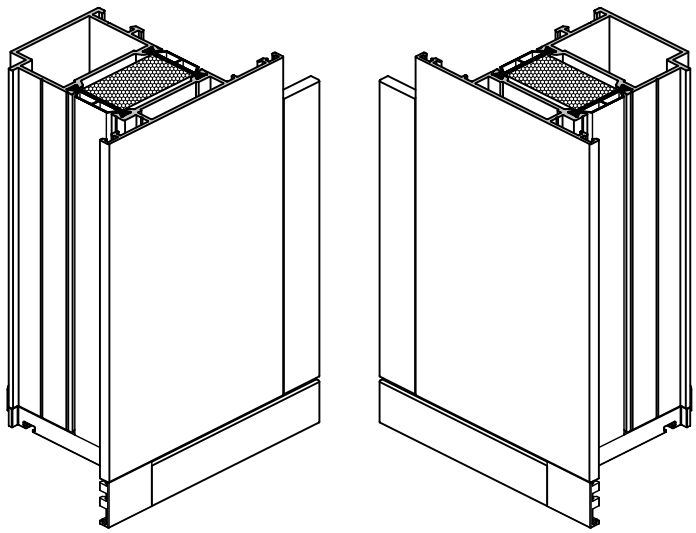
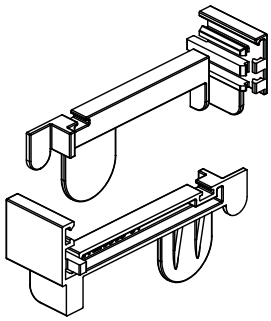
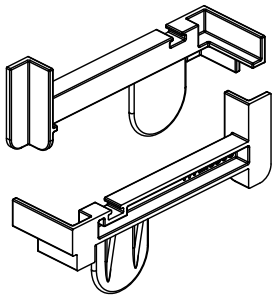
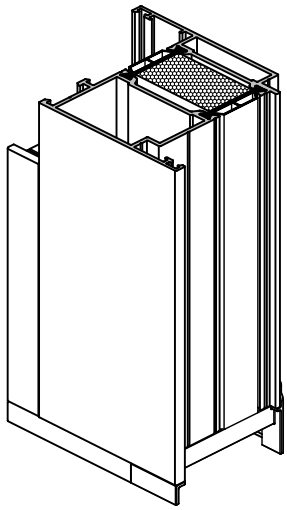
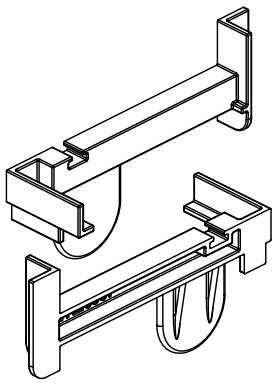
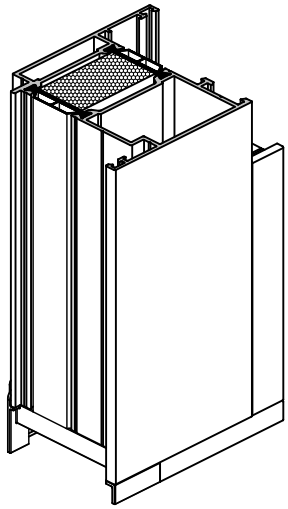
Image	Code	Article	Application
	10910400	AYPC.W72.0905	
		AYPC.W72.0905-01	Door adjoining profile plug kit. Quantity in pack – 25 kits
	10910500	AYPC.W72.0906	
			Door adjoining profile plug. Quantity in pack – 50 pcs
	10910600	AYPC.W72.0907	
			Door adjoining profile plug. Quantity in pack – 50 pcs

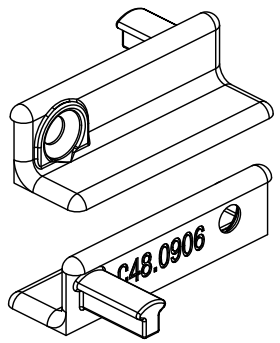
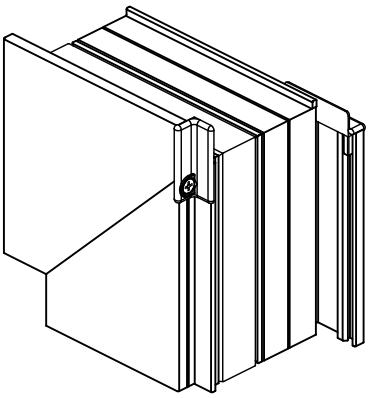
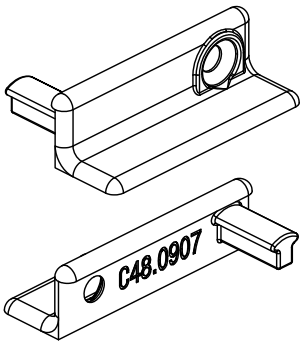
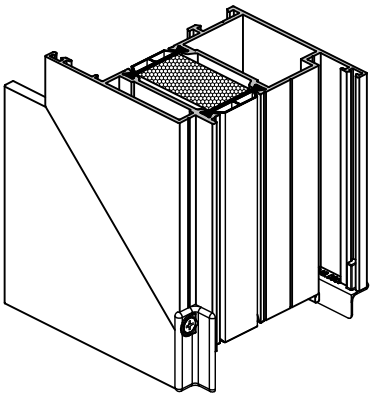
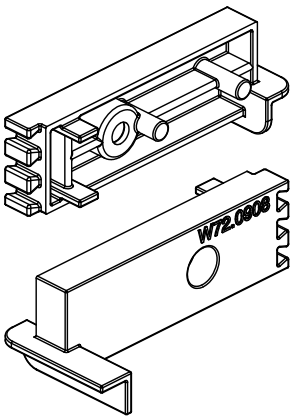
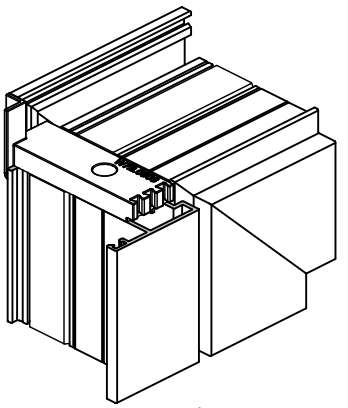
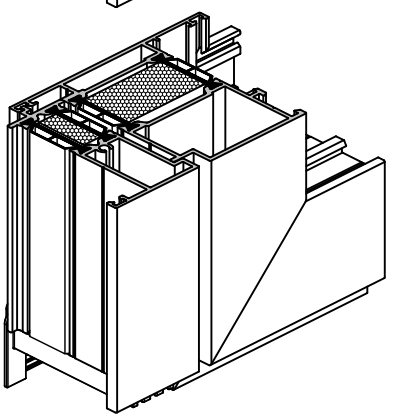
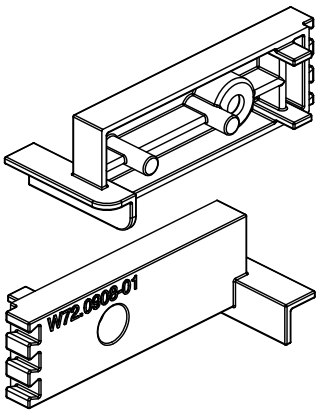
Image	Code	Article	Application
	10410400	AYPC.C48.0906	 Plug. Quantity in pack – 100 pcs
	10410500	AYPC.C48.0907	 Plug. Quantity in pack – 100 pcs
	10910700	AYPC.W72.0908	  Double casement profile plug kit. Quantity in pack – 25 kits.
		AYPC.W72.0908-01	

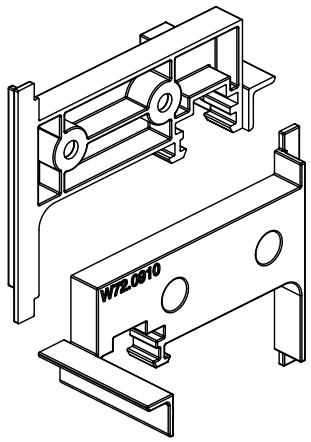
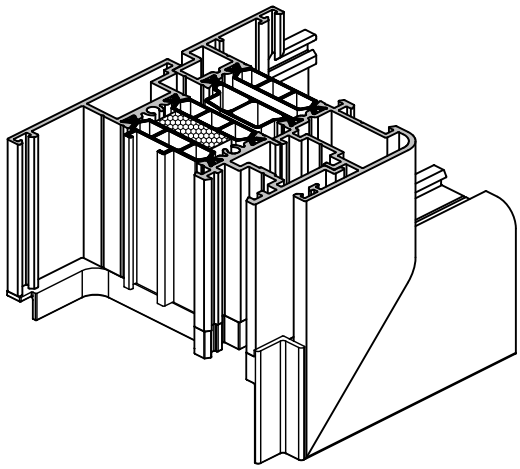
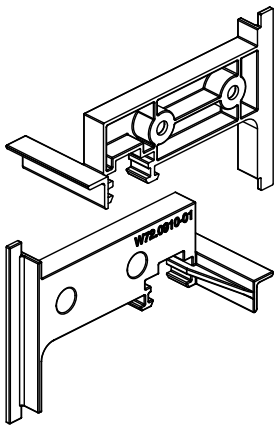
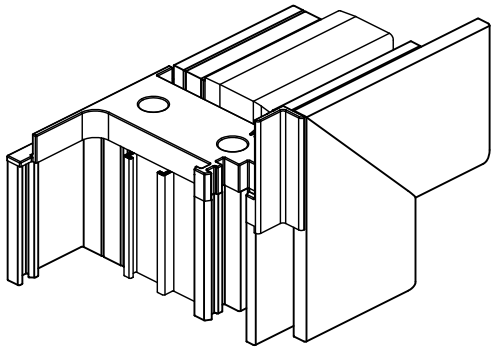
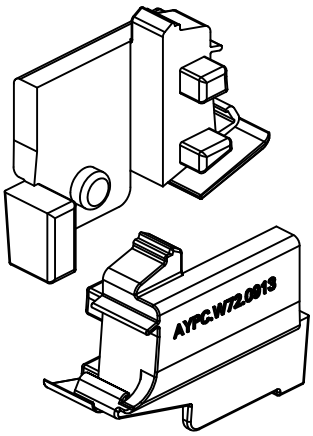
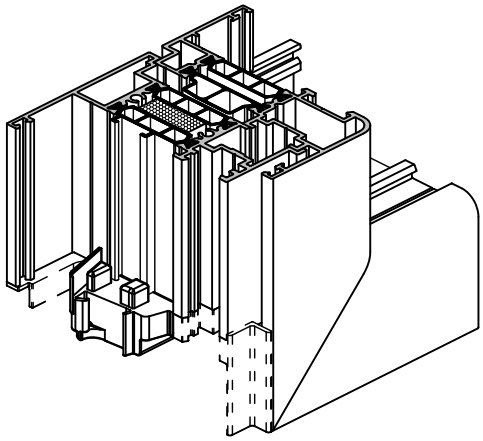
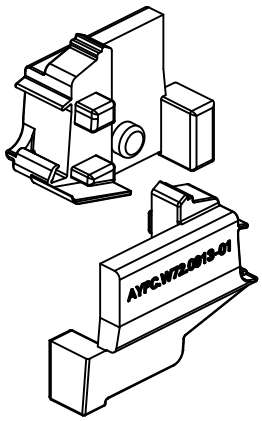
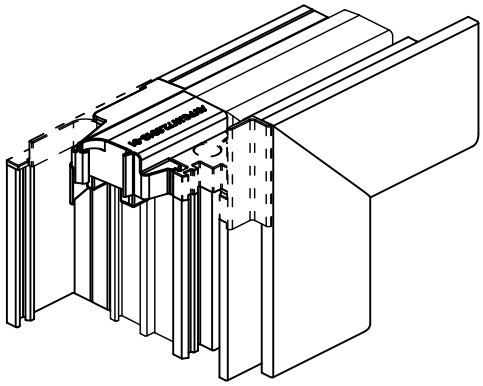
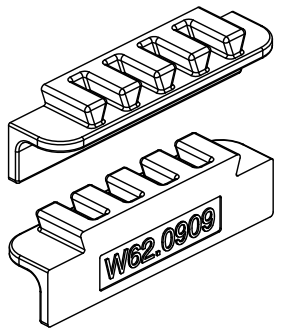
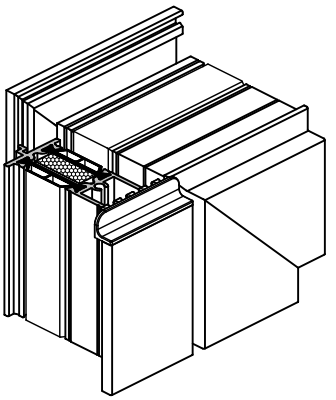
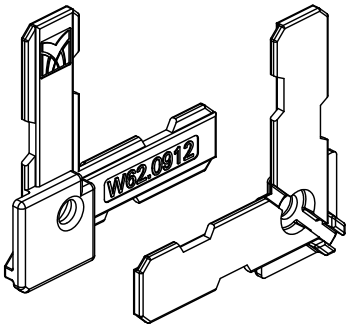
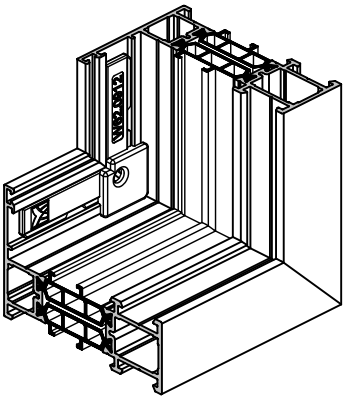
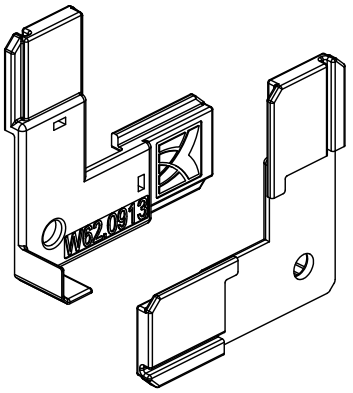
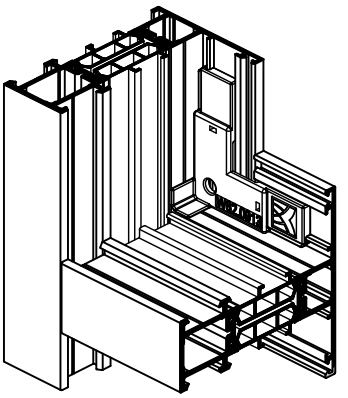
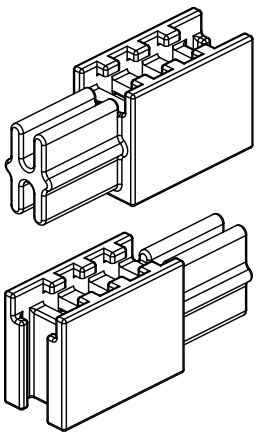
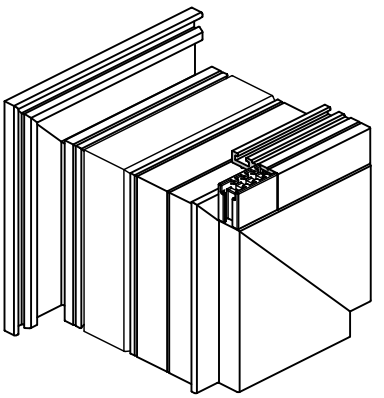
Image	Code	Article	Application
	10910800	AYPC.W72.0910	
		AYPC.W72.0910-01	
			Double casement profile plug kit. Quantity in pack – 25 kits
	10915900	AYPC.W72.0913	
		AYPC.W72.0913-01	
			Double casement profile plug kit. Quantity in pack – 25 kits

Image	Code	Article	Application
	10811200	AYPC.W62.0909	 Double casement profile plug. Quantity in pack – 50 pcs
	10816900	AYPC.W62.0912	 Plastic corner. Quantity in pack – 120 pcs
	10817000	AYPC.W62.0913	 Plastic corner. Quantity in pack – 120 pcs
	10410700	AYPC.C48.0909	 Door adjoining profile plug. Quantity in pack – 50 pcs

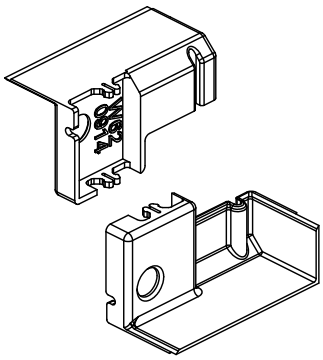
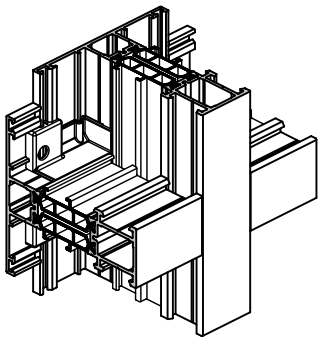
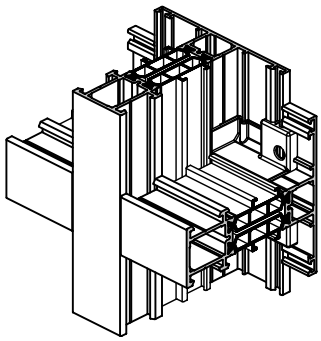
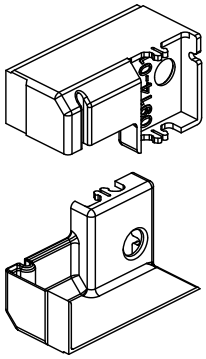
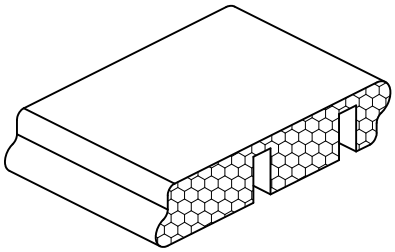
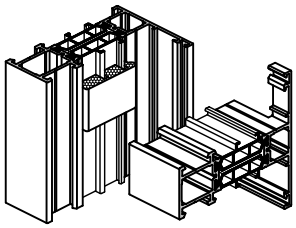
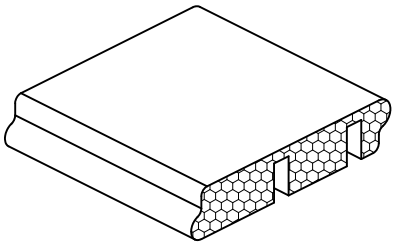
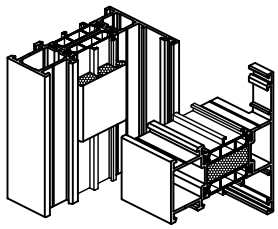
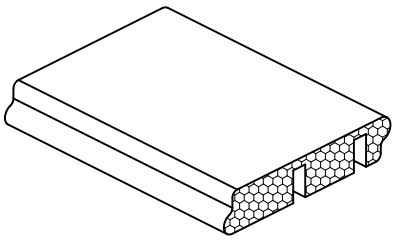
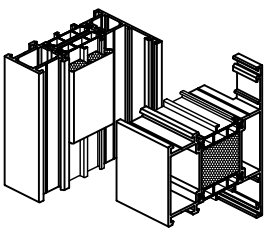
<table>
<tr><th>Image</th><th>Code</th><th>Article</th><th>Application</th></tr>
<tr><td rowspan="2"></td><td rowspan="3">10819000</td><td>AYPC.W62.0914</td><td rowspan="2">
</td></tr>
<tr><td></td><td>AYPC.W62.0914-01</td></tr>
<tr><td colspan="3">Corner plug kit. Quantity in pack – 120 kits</td></tr>
<tr><td rowspan="4"></td><td rowspan="4">10818600</td><td rowspan="4">AYPC.W62.0916</td><td>Foamed support. Quantity in pack – 160 pcs</td></tr>
<tr><td></td></tr>
<tr><td>For frame/transom bar profiles</td></tr>
<tr><td>AYPC.W72.0101E, AYPC.W72.0121E / AYPC.W72.0301E, AYPC.W72.0321E</td></tr>
<tr><td rowspan="4"></td><td rowspan="4">10818700</td><td rowspan="4">AYPC.W62.0916-01</td><td>Foamed support. Quantity in pack – 160 pcs</td></tr>
<tr><td></td></tr>
<tr><td>For frame/transom bar profiles</td></tr>
<tr><td>AYPC.W72.0102E, AYPC.W72.0122E / AYPC.W72.0302E</td></tr>
<tr><td rowspan="4"></td><td rowspan="4">10818800</td><td rowspan="4">AYPC.W62.0916-02</td><td>Quantity in pack – 160 pcs</td></tr>
<tr><td></td></tr>
<tr><td>For frame/transom bar profiles</td></tr>
<tr><td>AYPC.W72.0103E, AYPC.W72.0123E / AYPC.W72.0303E</td></tr>
</table>

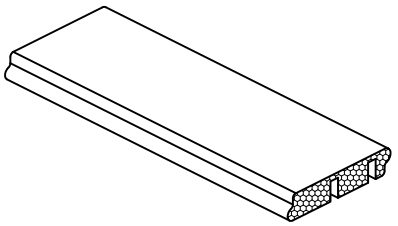
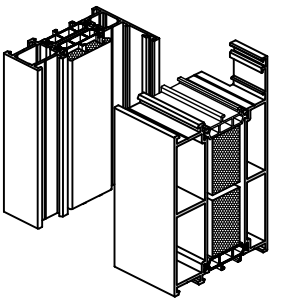
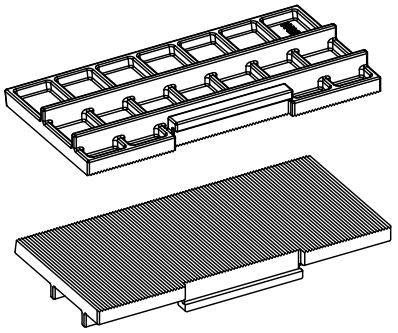
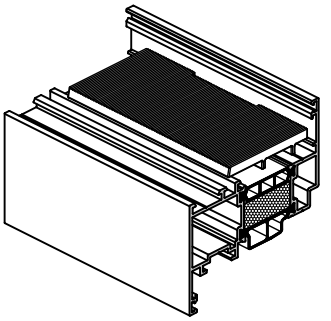
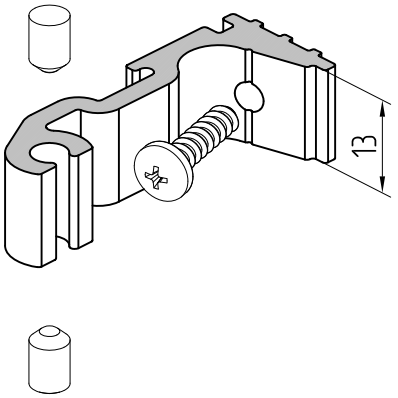
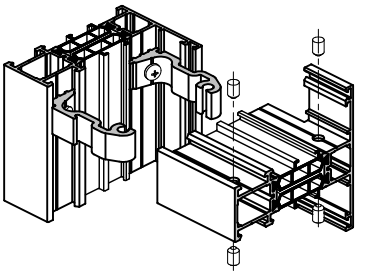
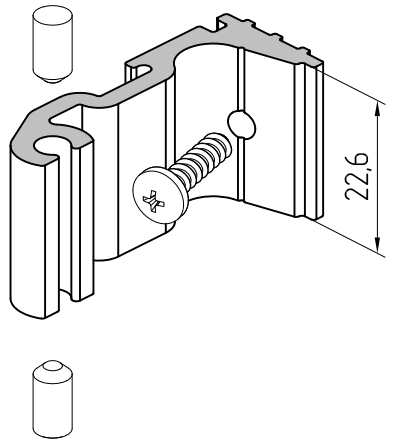
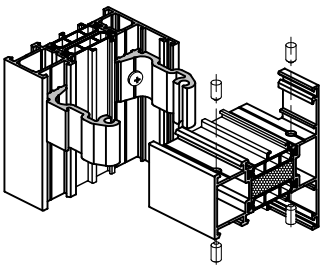
Image	Code	Article	Application
	10818900	AYPC.W62.0916-03	Quantity in pack – 90 pcs  For frame profiles AYPC.W72.0106E
	10819200	AYPC.W62.0917	 Bearing support. Quantity in pack – 100 pcs
	10811500	AYPC.W62.0951	Transom bar fixing element. Quantity in pack – 200 kits *Kit includes: AYPC.W62.0950 – 1 pcs, 3,9x16-A2 DIN7981 – 1 pcs, pin 5x8 DIN6325 – 2 pcs* *Base profile – AYPC.W62.0701*  For frame/transom bar profiles AYPC.W72.0101E, AYPC.W72.0121E, AYPC.W72.0815E / AYPC.W72.0301E, AYPC.W72.0306E, AYPC.W72.0321E
	10811600	AYPC.W62.0951-01	Transom bar fixing element. Quantity in pack – 100 kits *Kit includes: AYPC.W62.0950-01 – 1 pcs, 3,9x16-A2 DIN7981 – 1 pcs, pin 5x10 DIN63250 – 2 pcs* *Base profile – AYPC.W62.0701*  For frame/transom bar profiles AYPC.W72.0102E, AYPC.W72.0107E, AYPC.W72.0122E / AYPC.W72.0302E, AYPC.W72.0304E, AYPC.W72.0305E, AYPC.W72.0307E, AYPC.W72.0308E

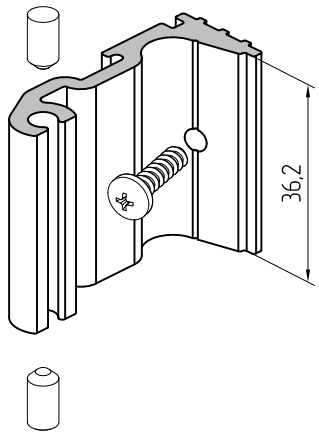
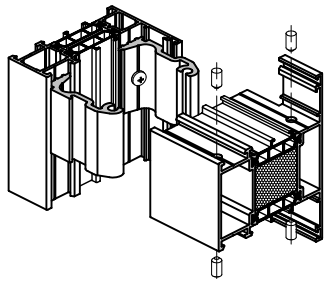
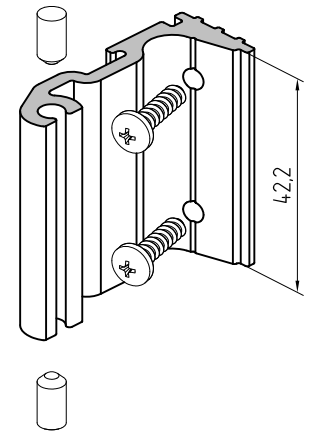
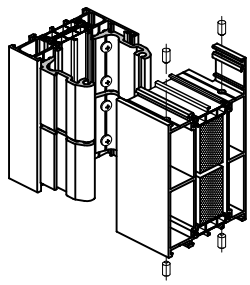
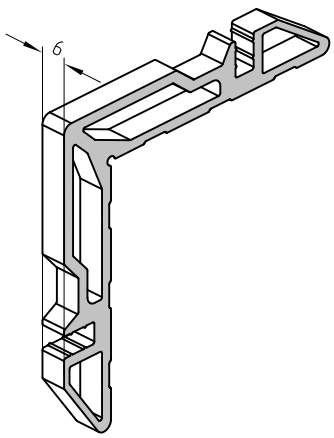
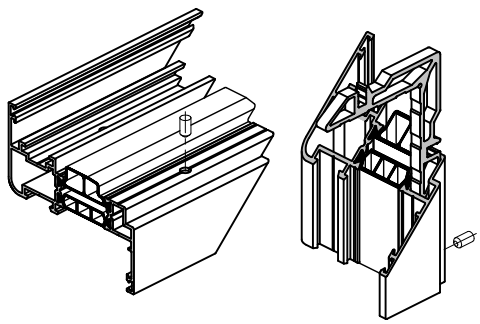
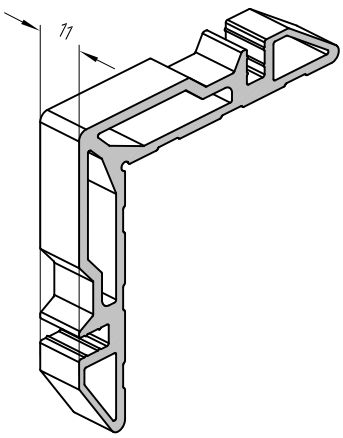
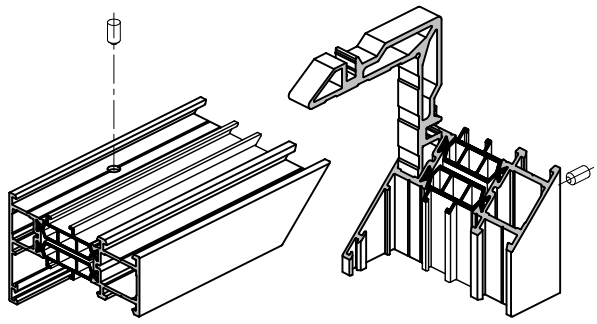
Image	Code	Article	Application
	10811700	AYPC.W62.0951-02	Transom bar fixing element. Quantity in pack – 80 kits *Kit includes: AYPC.W62.0950-02 – 1 pcs, 3,9x16-A2 DIN7981 – 1pcs, pin 5x10 DIN6325D – 2 pcs* *Base profile – AYPC.W62.0701*  For frame/transom bar profiles AYPC.W72.0103E, AYPC.W72.0123E / AYPC.W72.0303E
	10811800	AYPC.W62.0951-03	Transom bar fixing element. Quantity in pack – 60 kits *Kit includes: AYPC.W62.0950-03 – 1 pcs, 3,9x16-A2 DIN7981 – 2pcs, pin 5x10 DIN6325D – 2 pcs* *Base profile – AYPC.W62.0701*  For frame profiles AYPC.W72.0106E
	10811900	AYPC.W62.0952	Clamping corner made from *AYPC.C48.0702*. Quantity in pack – 400 pcs  For sash profiles AYPC.W72.0201E, AYPC.W72.0221E
	10812000	AYPC.W62.0952-01	Clamping corner made from *AYPC.C48.0702*. Quantity in pack – 200 pcs  For frame/transom bar profiles AYPC.W72.0101E, AYPC.W72.0121E, AYPC.W72.0815E /AYPC.W72.0301E

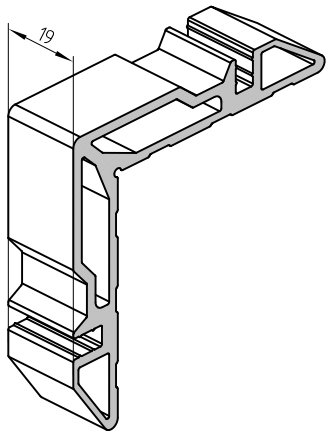
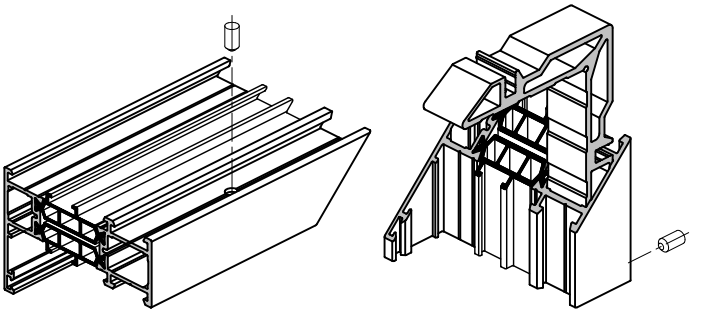
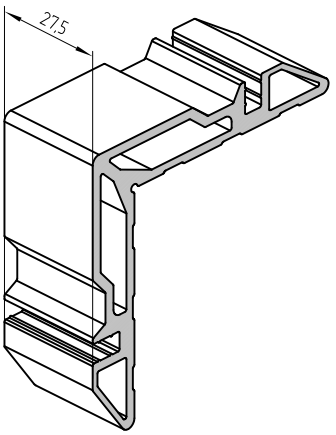
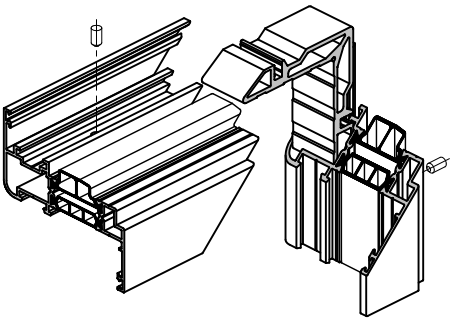
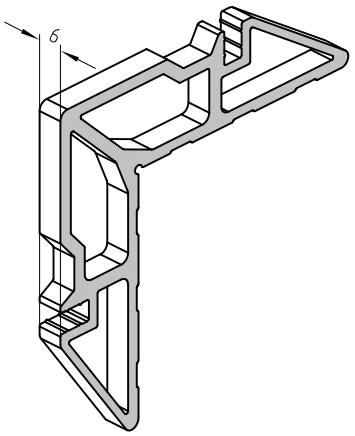
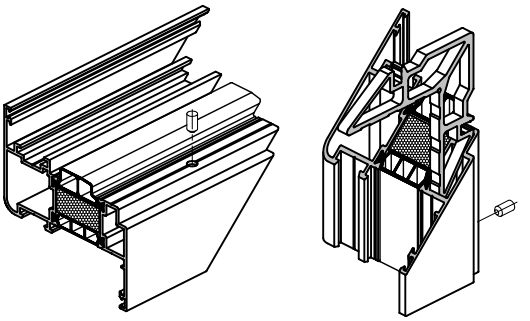
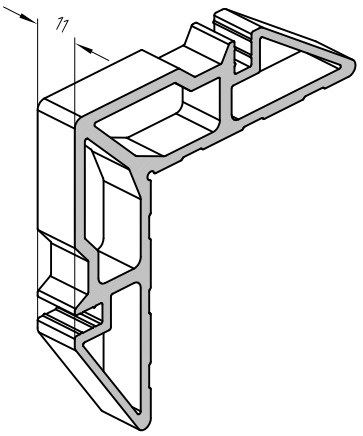
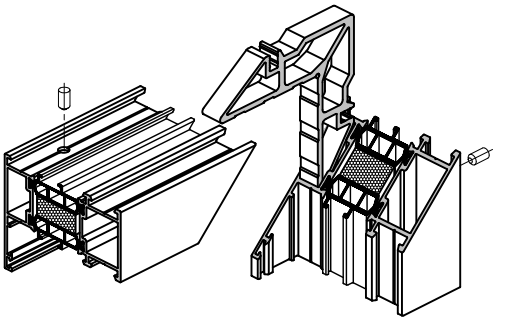
Image	Code	Article	Application
	10812100	AYPC.W62.0952-02	Clamping corner made from *AYPC.C48.0702*. Quantity in pack – 100 pcs  For frame/transom bar profiles AYPC.W72.0101E, AYPC.W72.0108E, AYPC.W72.0121E / AYPC.W72.0301E
	10812200	AYPC.W62.0952-03	Clamping corner made from *AYPC.C48.0702*. Quantity in pack – 100 pcs  For sash profiles AYPC.W72.0201E, AYPC.W72.0221E
	10812300	AYPC.W62.0953	Clamping corner made from *AYPC.C48.0703*. Quantity in pack – 200 pcs  For sash profiles AYPC.W72.0202E, AYPC.W72.0212E, AYPC.W72.0222E
	10812400	AYPC.W62.0953-01	Clamping corner made from *AYPC.C48.0703*. Quantity in pack – 200 pcs  For frame/transom bar profiles AYPC.W72.0102E, AYPC.W72.0107E, AYPC.W72.0122E / AYPC.W72.0302E

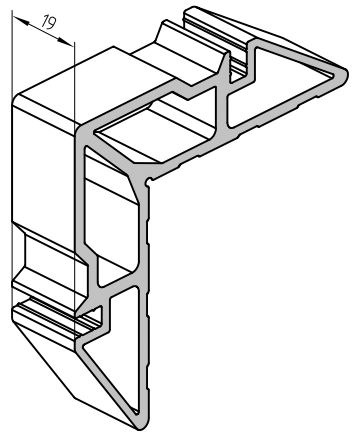
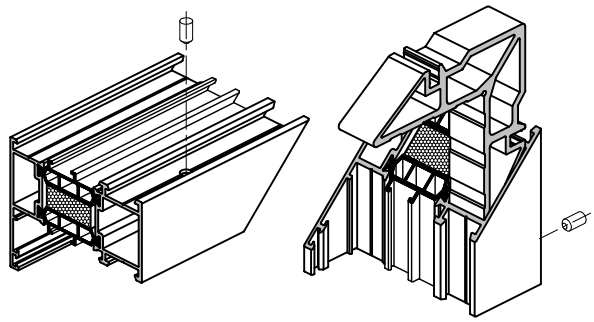
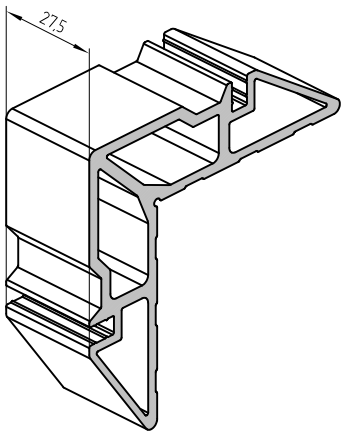
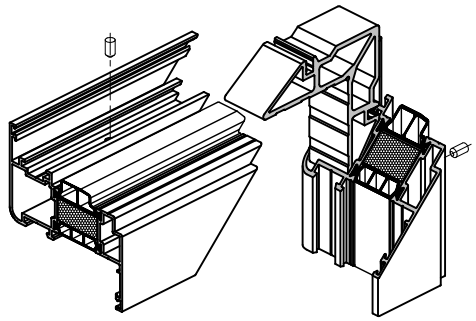
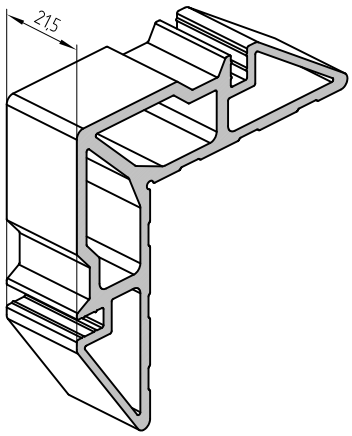
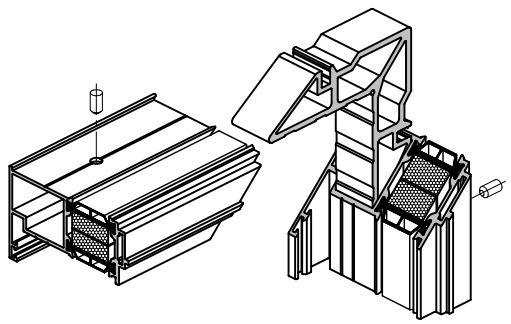
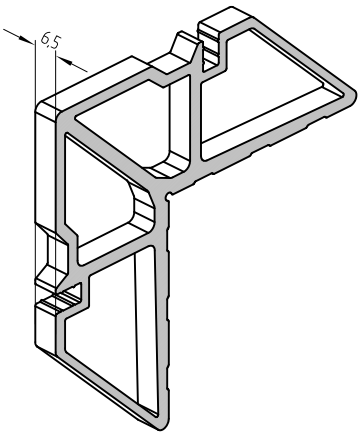
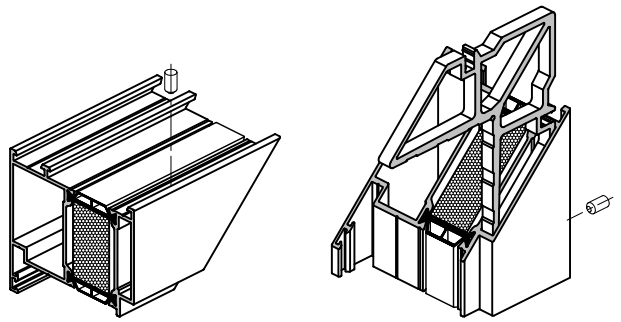
Image	Code	Article	Application
	10812500	AYPC.W62.0953-02	Clamping corner made from *AYPC.C48.0703*. Quantity in pack – 100 pcs  For frame/transom bar profiles AYPC.W72.0102E, AYPC.W72.0107E, AYPC.W72.0122E / AYPC.W72.0302E
	10812600	AYPC.W62.0953-03	Clamping corner made from *AYPC.C48.0703*. Quantity in pack – 40 pcs  For sash profiles AYPC.W72.0202E, AYPC.W72.0212E, AYPC.W72.0222E
	10812700	AYPC.W62.0953-04	Clamping corner made from *AYPC.C48.0703*. Quantity in pack – 60 pcs  For auxiliary door profile AYPC.W72.0803E
	10812800	AYPC.W62.0954	Clamping corner made from *AYPC.C48.0704*. Quantity in pack – 200 pcs  For frame/sash profiles AYPC.W72.0104E, AYPC.W72.0105E / AYPC.W72.0204E (0214E), AYPC.W72.0205E (0215E)

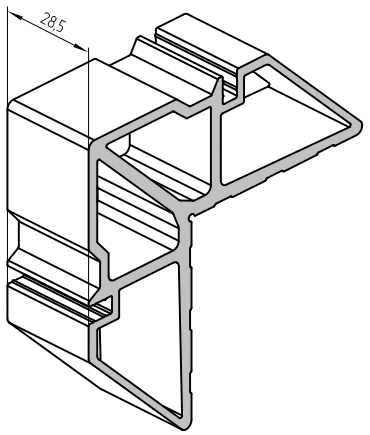
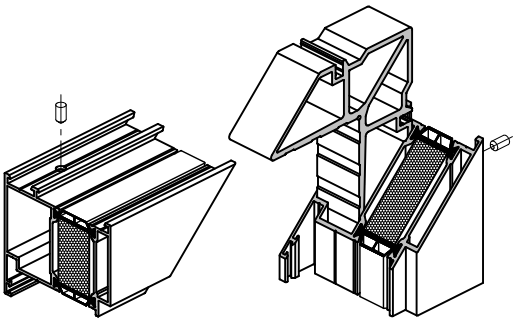
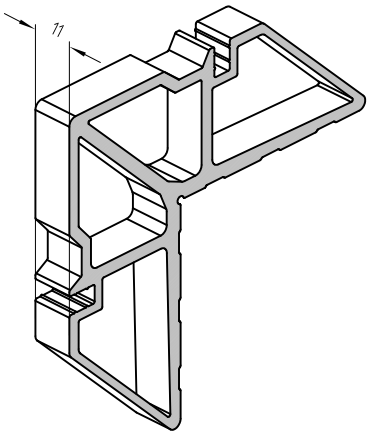
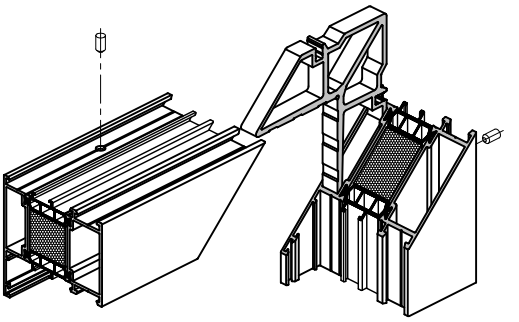
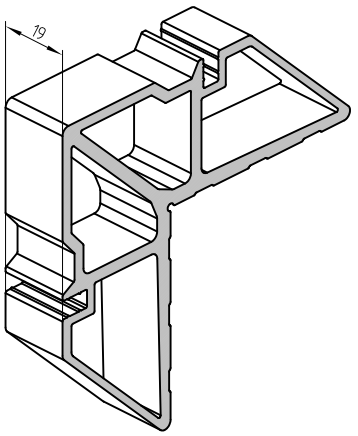
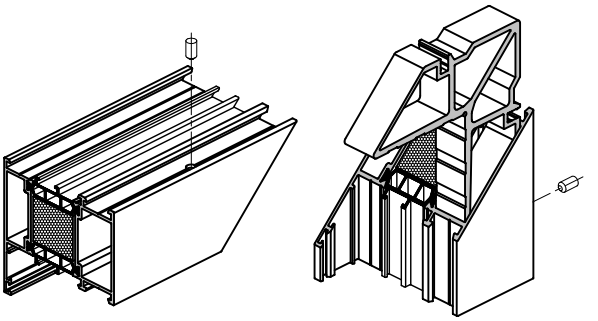
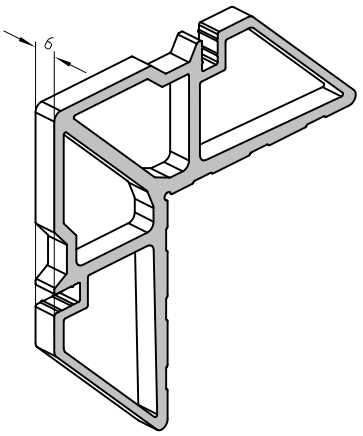
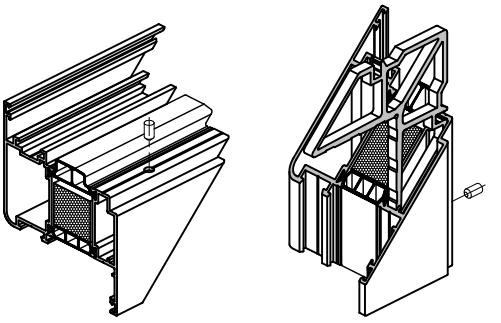
Image	Code	Article	Application
	10812900	AYPC.W62.0954-01	Clamping corner made from *AYPC.C48.0704*. Quantity in pack – 50 pcs  For frame profiles AYPC.W72.0104E, AYPC.W72.0105E
	10813000	AYPC.W62.0954-02	Clamping corner made from *AYPC.C48.0704*. Quantity in pack – 140 pcs  For frame/transom bar profiles AYPC.W72.0103E, AYPC.W72.0123E / AYPC.W72.0303E
	10813100	AYPC.W62.0954-03	Clamping corner made from *AYPC.C48.0704*. Quantity in pack – 70 pcs  For frame/transom bar profiles AYPC.W72.0103E, AYPC.W72.0123E / AYPC.W72.0303E
	10814900	AYPC.W62.0954-04	Clamping corner made from *AYPC.C48.0704*. Quantity in pack – 200 pcs  For sash profiles AYPC.W72.0203E, AYPC.W72.0223E

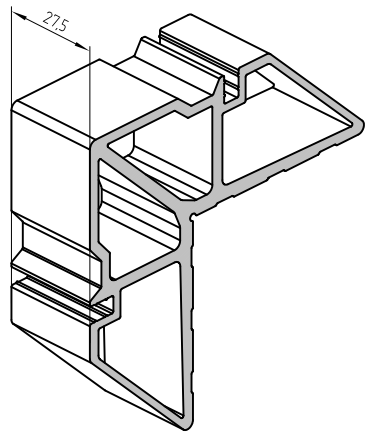
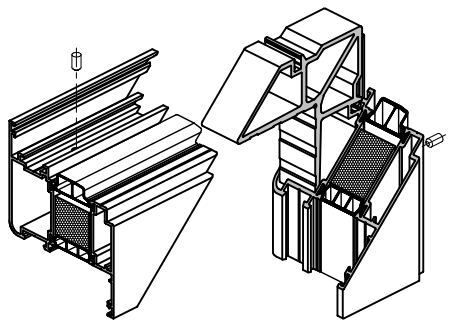
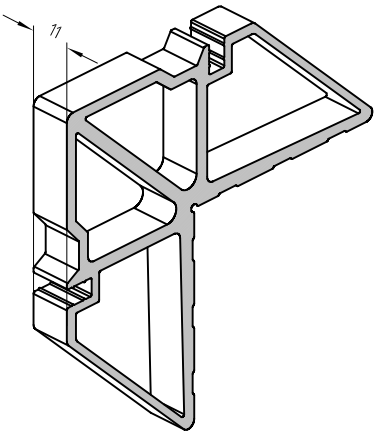
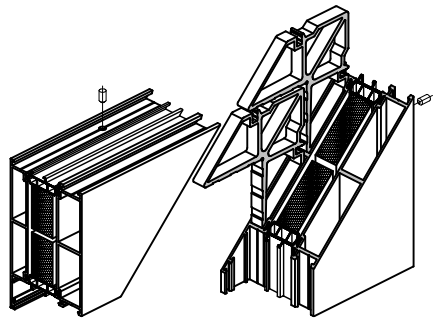
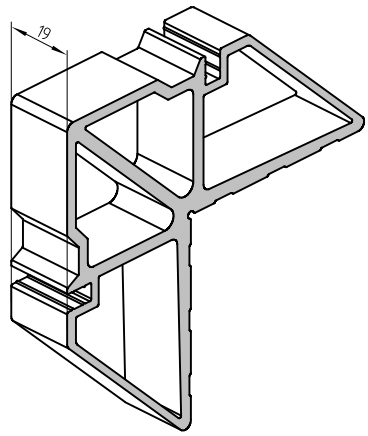
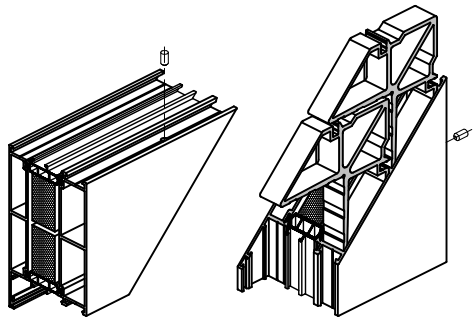
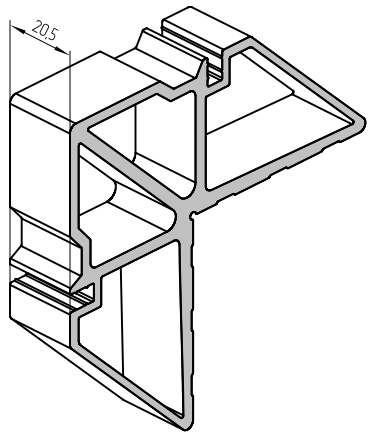
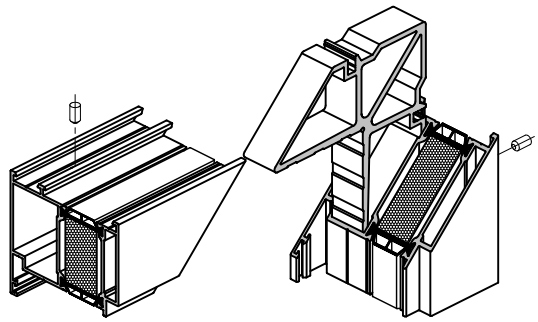
Image	Code	Article	Application
	10815000	AYPC.W62.0954-05	Clamping corner made from *AYPC.C48.0704*. Quantity in pack – 50 pcs  For sash profiles AYPC.W72.0203E, AYPC.W72.0223E
	10813200	AYPC.W62.0955	Clamping corner made from *AYPC.C48.0705*. Quantity in pack – 120 pcs  For frame profiles AYPC.W72.0106E
	10813300	AYPC.W62.0955-01	Clamping corner made from *AYPC.C48.0705*. Quantity in pack – 70 pcs  For frame profiles AYPC.W72.0106E
	10813400	AYPC.W62.0955-02	Clamping corner made from *AYPC.C48.0705*. Quantity in pack – 60 pcs  For frame/sash profiles AYPC.W72.0104E, AYPC.W72.0105E / AYPC.W72.0204E (0214E), AYPC.W72.0205E (0215E)

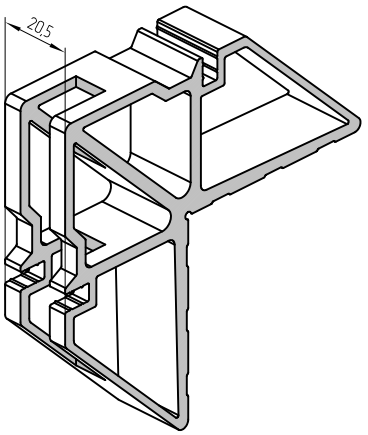
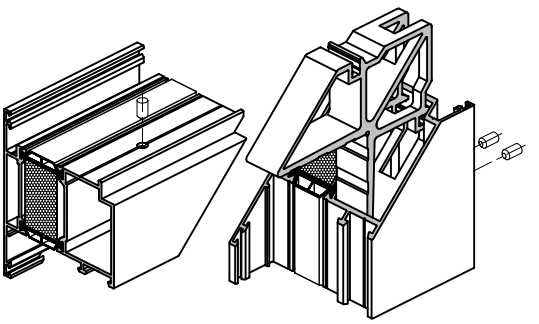
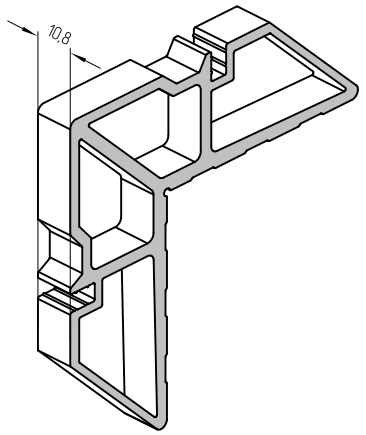
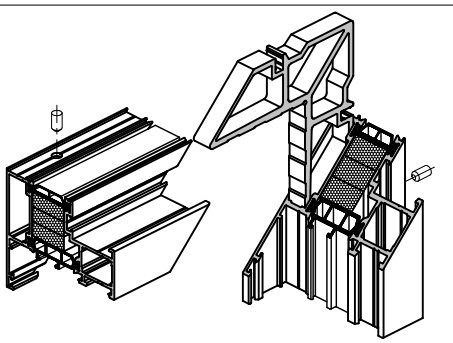
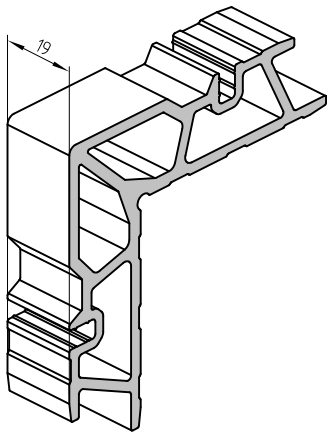
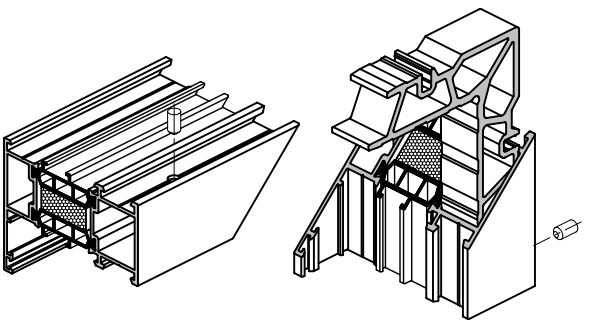
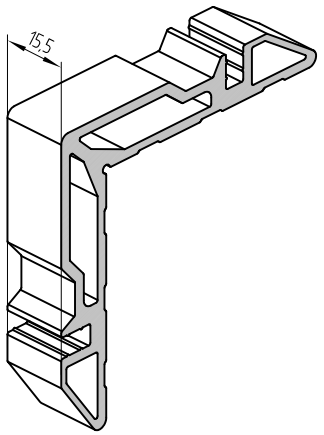
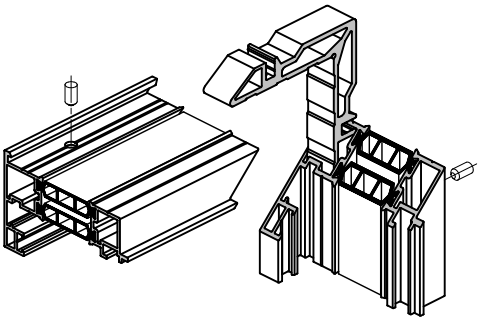
Image	Code	Article	Application
	10815400	AYPC.W62.0956	Clamping corner made from *AYPC.C48.0705*. Quantity in pack – 32 pcs  For sash profiles AYPC.W72.0204E (0214E) / AYPC.W72.0205E (0215E)
	10912900	AYPC.W72.0950	Clamping corner made from *AYPC.W72.0701*. Quantity in pack – 176 pcs  For frame profiles AYPC.W72.0108E
	12431000	AYPC.W50.0931	Clamping corner made from *AYPC.W50.0703*. Quantity in pack – 60 pcs  For frame/transom bar profiles AYPC.W72.0102E / AYPC.W72.0302E
	11231400	AYPC.F50.1950-05	Clamping corner made from *AYPC.C48.0702*. Quantity in pack – 32 pcs  For frame profiles AYPC.W72.0815E

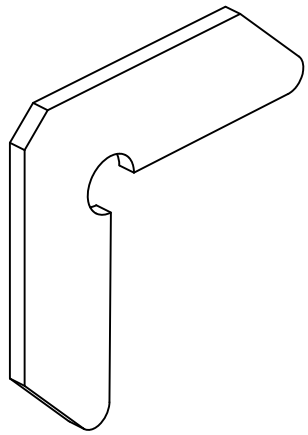
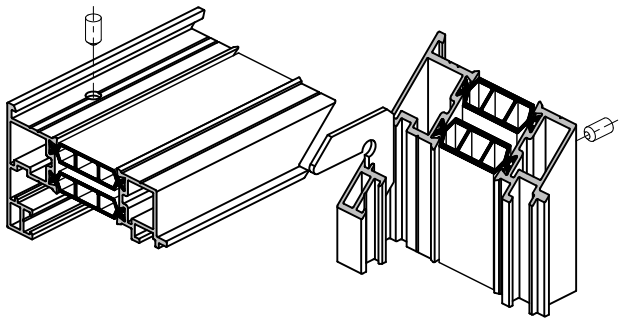
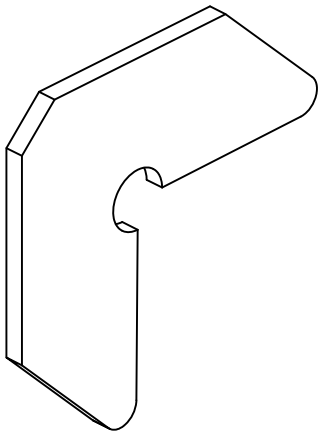
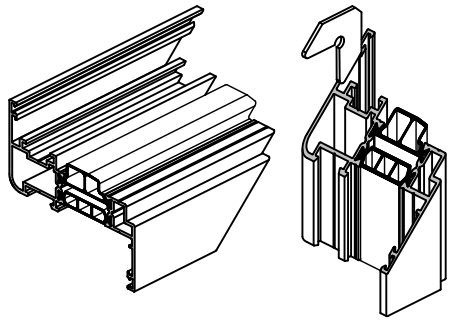
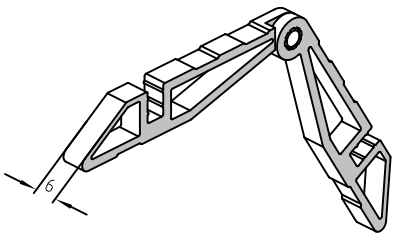
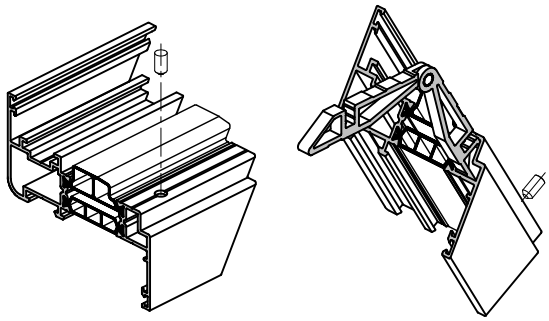
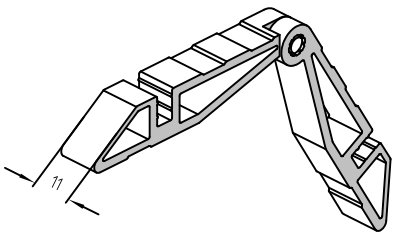
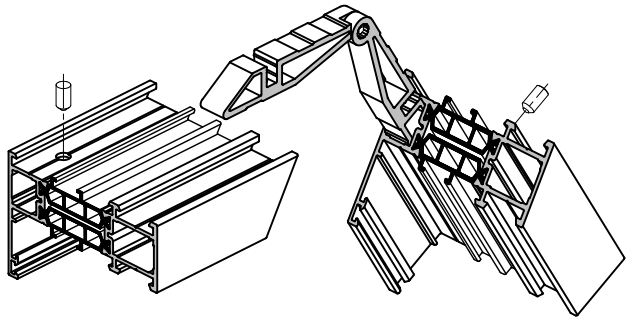
Image	Code	Article	Application
	10462100	AYPC.C43.0905	Leveling corner. Quantity in pack – 200 pcs  For frame profiles AYPC.W72.0815E
	10813600	AYPC.W62.0957	Leveling corner. Quantity in pack – 200 pcs  For frame/sash profiles / имnocma AYPC.W72.0104E, AYPC.W72.0105E / AYPC.W72.02XXE / AYPC.W72.03XXE
	10813700	AYPC.W62.0960	Clamping corner made from *AYPC.C48.0707*. Quantity in pack – 50 pcs  For sash profiles AYPC.W72.0201E, AYPC.W72.0221E
	10813800	AYPC.W62.0960-01	Clamping corner made from *AYPC.C48.0707*. Quantity in pack – 50 pcs  For frame/transom bar profiles AYPC.W72.0101E, AYPC.W72.0121E / AYPC.W72.0301E

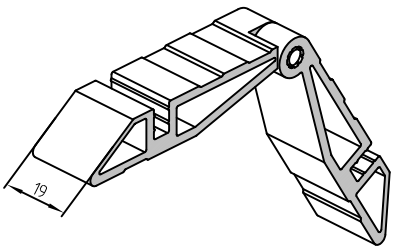
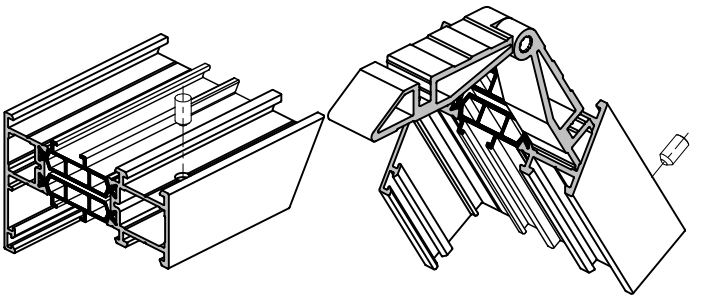
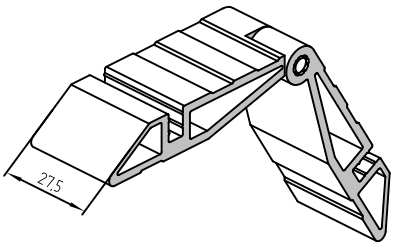
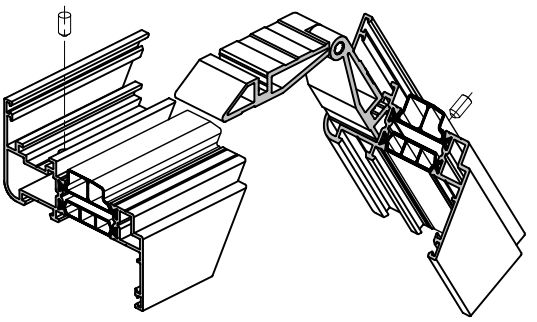
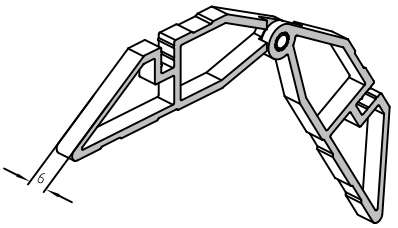
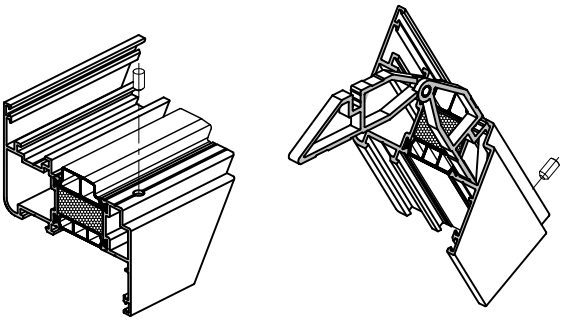
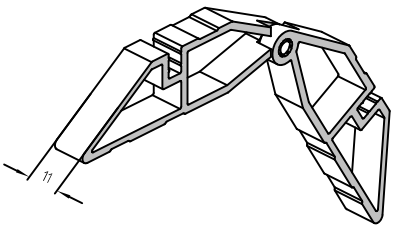
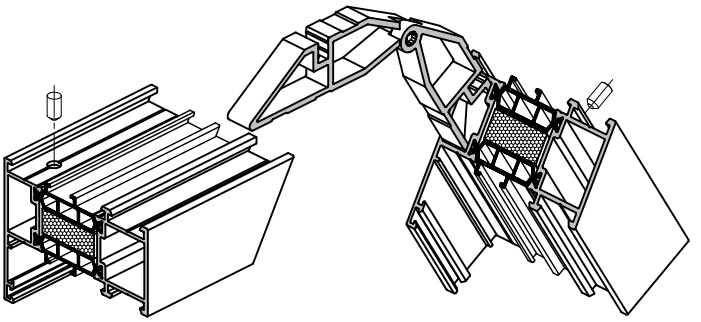
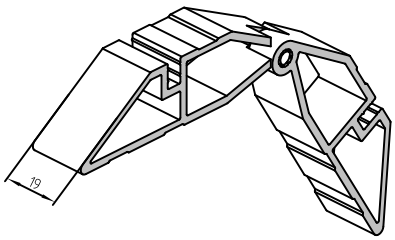
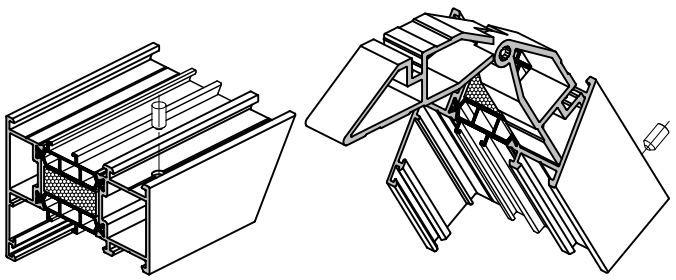
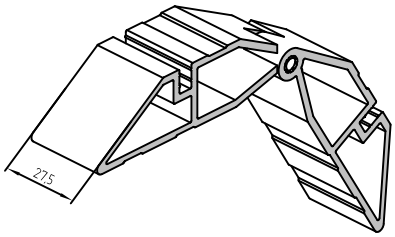
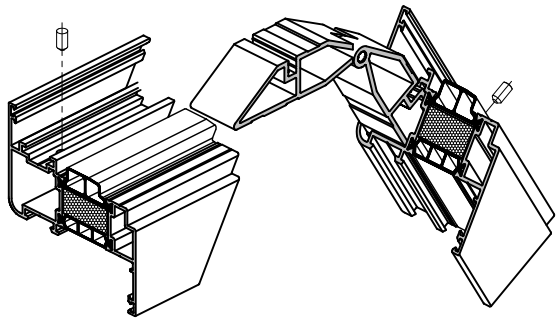
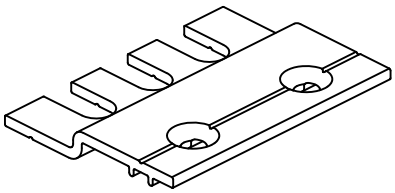
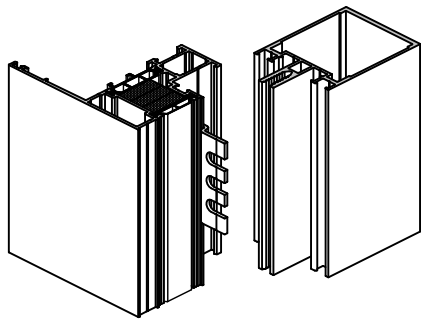
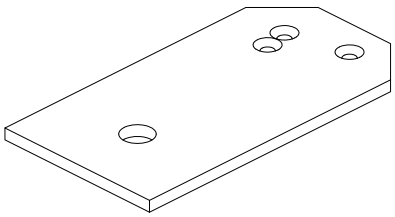
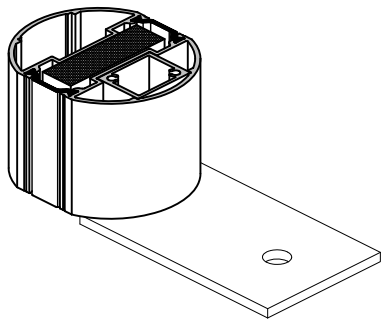
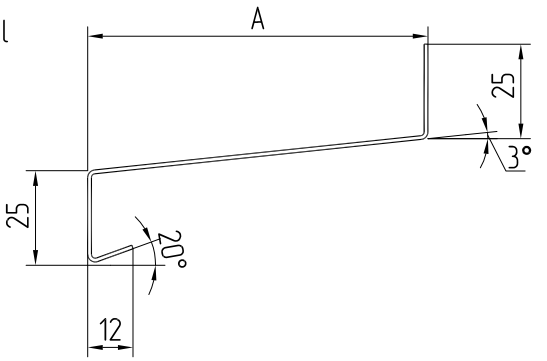
Image	Code	Article	Application
	10813900	AYPC.W62.0960-02	Clamping corner made from *AYPC.C48.0707*. Quantity in pack – 100 pcs  For frame/transom bar profiles AYPC.W72.0101E, AYPC.W72.0121E / AYPC.W72.0301E
	10814000	AYPC.W62.0960-03	Clamping corner made from *AYPC.C48.0707*. Quantity in pack – 20 pcs  For sash profiles AYPC.W72.0201E, AYPC.W72.0221E
	10814200	AYPC.W62.0962	Clamping corner made from *AYPC.C48.0708*. Quantity in pack – 50 pcs  For sash profiles AYPC.W72.0202E, AYPC.W72.0212E, AYPC.W72.0222E
	10814300	AYPC.W62.0962-01	Clamping corner made from *AYPC.C48.0708*. Quantity in pack – 28 pcs  For frame/transom bar profiles AYPC.W72.0102E, AYPC.W72.0122E / AYPC.W72.0302E

Image	Code	Article	Application
	10814400	AYPC.W62.0962-02	Clamping corner made from *AYPC.C48.0708*. Quantity in pack – 40 pcs  For frame/transom bar profiles AYPC.W72.0102E, AYPC.W72.0122E / AYPC.W72.0302E
	10814500	AYPC.W62.0962-03	Clamping corner made from *AYPC.C48.0708*. Quantity in pack – 40 pcs  For sash profiles AYPC.W72.0202E, AYPC.W72.0212E, AYPC.W72.0222E
	10913000	AYPC.W72.0951	 Clamp. Quantity in pack – 150 pcs *Base profile – AYPC.W72.0808*
	10213000	AYPC.110.0943	 Plate. Quantity in pack – 60 pcs

Window sill



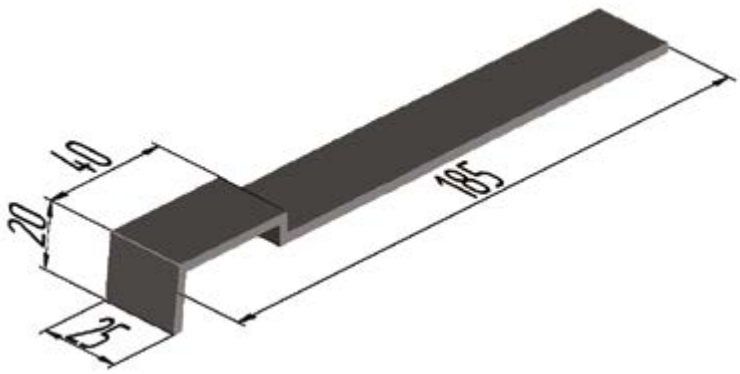
Article	Dimension A	Weight, kg/rm	Catalogue code	Profile colour	Bar length, rm	Quantity in pack	Standard order, rm
WE90	A = 90 mm	0,405	1160101 1160102 330026219 330026249 330026259 330026203 330026204 330026207 330026208 330026213 330026215 330026221 330026222 330026223 330026225 330026226	white (~RAL9016) brown (~RAL8014) golden oak cherry nut grey (~RAL7038) beige purple red (~RAL3004) silver (~RAL9006) anthracite (~RAL7016) green fir (~RAL6009) cream (~RAL1013) dark brown (~RAL8019) light ivory (~RAL1015) green moss (~RAL6005) темно-синий (~RAL5011)	6	48	48 48 48 48 48 192 192 192 192 192 192 192 192 192 192 192
WE110	A = 110 mm	0,467	1160111 1160112 330027219 330027249 330027259 330027203 330027204 330027207 330027208 330027213 330027215 330027221 330027222 330027223 330027225 330027226	white (~RAL9016) brown (~RAL8014) golden oak cherry nut grey (~RAL7038) beige purple red (~RAL3004) silver (~RAL9006) anthracite (~RAL7016) green fir (~RAL6009) cream (~RAL1013) dark brown (~RAL8019) light ivory (~RAL1015) green moss (~RAL6005) темно-синий (~RAL5011)	6	48	48 48 48 48 48 192 192 192 192 192 192 192 192 192 192 192
WE130	A = 130 mm	0,52	1160201 1160202 330028219 330028249 330028259 330028203 330028204 330028207 330028208 330028213 330028215 330028221 330028222 330028223 330028225 330028226	white (~RAL9016) brown (~RAL8014) golden oak cherry nut grey (~RAL7038) beige purple red (~RAL3004) silver (~RAL9006) anthracite (~RAL7016) green fir (~RAL6009) cream (~RAL1013) dark brown (~RAL8019) light ivory (~RAL1015) green moss (~RAL6005) темно-синий (~RAL5011)	6	48	48 48 48 48 48 192 192 192 192 192 192 192 192 192 192 192
WE150	A = 150 mm	0,578	1160301 1160302 330029219 330029249 330029259 330029203 330029204 330029207 330029208 330029213 330029215 330029221 330029222 330029223 330029225 330029226	white (~RAL9016) brown (~RAL8014) golden oak cherry nut grey (~RAL7038) beige purple red (~RAL3004) silver (~RAL9006) anthracite (~RAL7016) green fir (~RAL6009) cream (~RAL1013) dark brown (~RAL8019) light ivory (~RAL1015) green moss (~RAL6005) темно-синий (~RAL5011)	6	48	48 48 48 48 48 192 192 192 192 192 192 192 192 192 192 192
WE165	A = 165 mm	0,615	1160401 1160402 330030219 330030249 330030259 330030203 330030204 330030207 330030208 330030213 330030215 330030221 330030222 330030223 330030225 330030226	white (~RAL9016) brown (~RAL8014) golden oak cherry nut grey (~RAL7038) beige purple red (~RAL3004) silver (~RAL9006) anthracite (~RAL7016) green fir (~RAL6009) cream (~RAL1013) dark brown (~RAL8019) light ivory (~RAL1015) green moss (~RAL6005) темно-синий (~RAL5011)	6	48	48 48 48 48 48 192 192 192 192 192 192 192 192 192 192 192
WE180	A = 180 mm	0,66	1160501 1160502 330031219 330031249 330031259 330031203 330031204 330031207 330031208 330031213 330031215 330031221 330031222 330031223 330031225 330031226	white (~RAL9016) brown (~RAL8014) golden oak cherry nut grey (~RAL7038) beige purple red (~RAL3004) silver (~RAL9006) anthracite (~RAL7016) green fir (~RAL6009) cream (~RAL1013) dark brown (~RAL8019) light ivory (~RAL1015) green moss (~RAL6005) темно-синий (~RAL5011)	6	48	48 48 48 48 48 192 192 192 192 192 192 192 192 192 192 192
WE205	A = 205 mm	0,727	1160511 1160512 330032219 330032249 330032259 330032203 330032204 330032207 330032208 330032213 330032215 330032221 330032222 330032223 330032225 330032226	white (~RAL9016) brown (~RAL8014) golden oak cherry nut grey (~RAL7038) beige purple red (~RAL3004) silver (~RAL9006) anthracite (~RAL7016) green fir (~RAL6009) cream (~RAL1013) dark brown (~RAL8019) light ivory (~RAL1015) green moss (~RAL6005) темно-синий (~RAL5011)	6	48	48 48 48 48 48 192 192 192 192 192 192 192 192 192 192 192
WE225	A = 225 mm	0,782	1160601 1160602 330033219 330033249 330033259 330033203 330033204 330033207 330033208 330033213 330033215 330033221 330033222 330033223 330033225 330033226	white (~RAL9016) brown (~RAL8014) golden oak cherry nut grey (~RAL7038) beige purple red (~RAL3004) silver (~RAL9006) anthracite (~RAL7016) green fir (~RAL6009) cream (~RAL1013) dark brown (~RAL8019) light ivory (~RAL1015) green moss (~RAL6005) темно-синий (~RAL5011)	6	48	48 48 48 48 48 192 192 192 192 192 192 192 192 192 192 192
WE250	A = 250 mm	0,838	1160611 1160612 330034219 330034249 330034259 330034203 330034204 330034207 330034208 330034213 330034215 330034221 330034222 330034223 330034225 330034226	white (~RAL9016) brown (~RAL8014) golden oak cherry nut grey (~RAL7038) beige purple red (~RAL3004) silver (~RAL9006) anthracite (~RAL7016) green fir (~RAL6009) cream (~RAL1013) dark brown (~RAL8019) light ivory (~RAL1015) green moss (~RAL6005) темно-синий (~RAL5011)	6	48	48 48 48 48 48 192 192 192 192 192 192 192 192 192 192 192
WE280	A = 280 mm	0,94	1160701 1160702 330035219 330035249 330035259 330035203 330035204 330035207 330035208 330035213 330035215 330035221 330035222 330035223 330035225 330035226	white (~RAL9016) brown (~RAL8014) golden oak cherry nut grey (~RAL7038) beige purple red (~RAL3004) silver (~RAL9006) anthracite (~RAL7016) green fir (~RAL6009) cream (~RAL1013) dark brown (~RAL8019) light ivory (~RAL1015) green moss (~RAL6005) темно-синий (~RAL5011)	6	48	48 48 48 48 48 192 192 192 192 192 192 192 192 192 192 192
WE320	A = 320 mm	1,048	1160801 1160802 330036219 330036249 330036259 330036203 330036204 330036207 330036208 330036213 330036215 330036221 330036222 330036223 330036225 330036226	white (~RAL9016) brown (~RAL8014) golden oak cherry nut grey (~RAL7038) beige purple red (~RAL3004) silver (~RAL9006) anthracite (~RAL7016) green fir (~RAL6009) cream (~RAL1013) dark brown (~RAL8019) light ivory (~RAL1015) green moss (~RAL6005) темно-синий (~RAL5011)	6	48	48 48 48 48 48 192 192 192 192 192 192 192 192 192 192 192
WE360	A = 360 mm	1,154	1160901 1160901 330037219 330037249 330037259 330037203 330037204 330037207 330037208 330037213 330037215 330037221 330037222 330037223 330037225 330037226	white (~RAL9016) brown (~RAL8014) golden oak cherry nut grey (~RAL7038) beige purple red (~RAL3004) silver (~RAL9006) anthracite (~RAL7016) green fir (~RAL6009) cream (~RAL1013) dark brown (~RAL8019) light ivory (~RAL1015) green moss (~RAL6005) темно-синий (~RAL5011)	6	48	48 48 48 48 48 192 192 192 192 192 192 192 192 192 192 192

Side plug



Art.	Product name	Weight, kg/pcs	Catalogue code	Profile	Standard order, pcs	Description	Art.	Product name	Weight, kg/pcs	Catalogue code	Profile	Standard order, pcs	Description
P150R	Side plug (right)	0,025	1161121 1161122	white brown	80	ABS plastic, for sills WE90–WE150	P225L	Side plug (left)	0,038	1161231 1161232	white brown	60	ABS plastic, for sills WE165–WE225
P150L	Side plug (left)	0,025	1161131 1161132	white brown	80	ABS plastic, for sills WE90–WE150	P360R	Side plug (right)	0,057	1161321 1161322	white brown	60	ABS plastic, for sills WE250–WE360
P225R	Side plug (right)	0,038	1161221 1161222	white brown	60	ABS plastic, for sills WE165–WE225	P360L	Side plug (left)	0,057	1161331 1161332	white brown	60	ABS plastic, for sills WE250–WE360

Support bracket



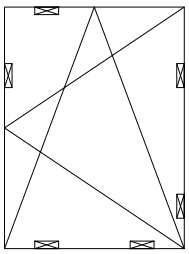
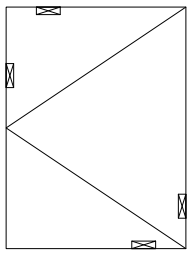
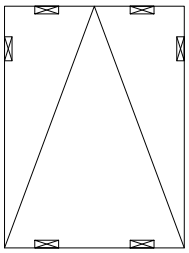
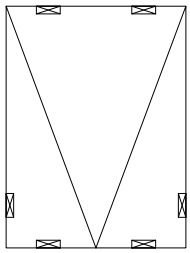

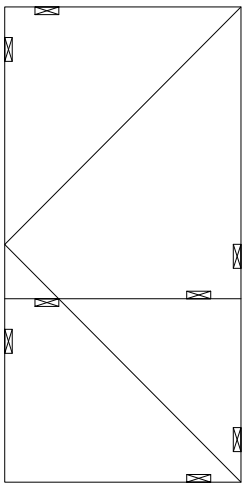
Art.	Product name	Catalogue code	Standard order, pcs	Description
BS	Support bracket	1161400	40	Aluminium

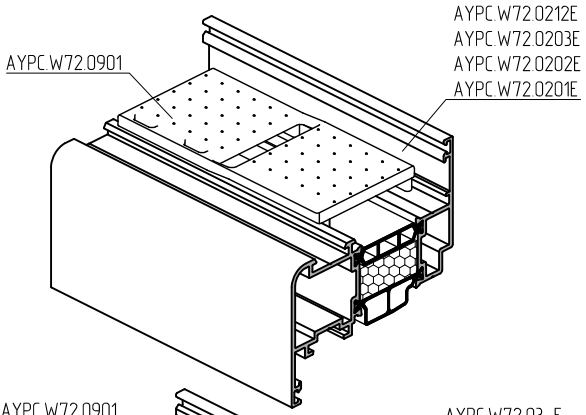
ALTW72
Window and door system
with thermal break

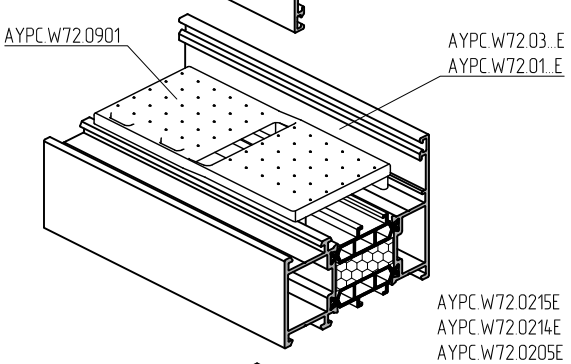
Scheme of glass bearing supports installation

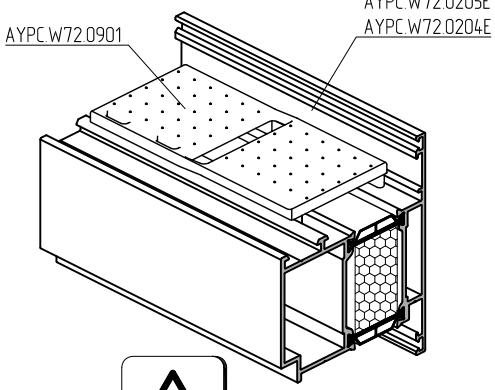
04

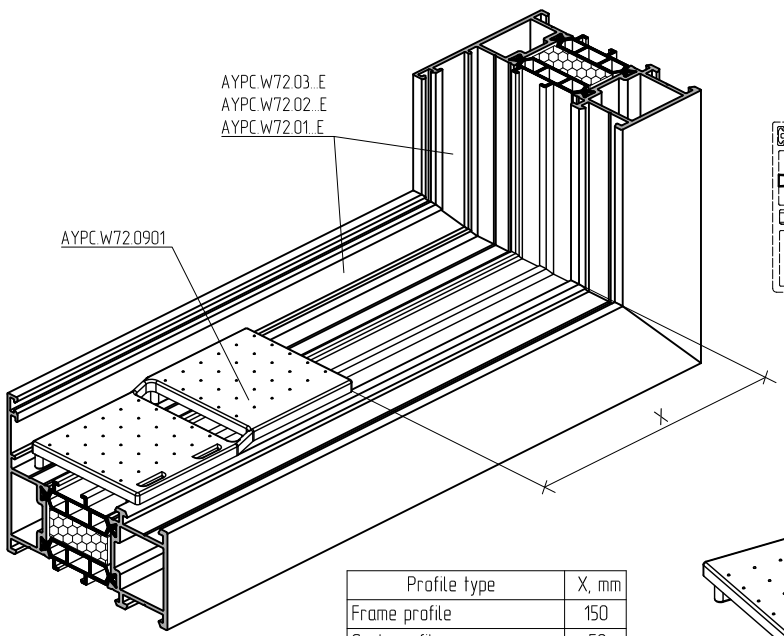
Scheme of glass bearing supports installation

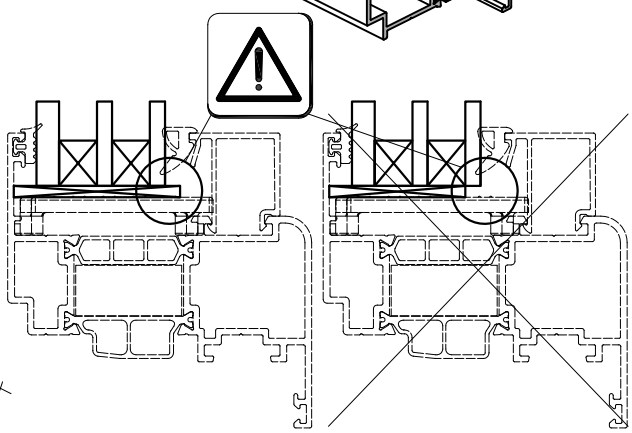











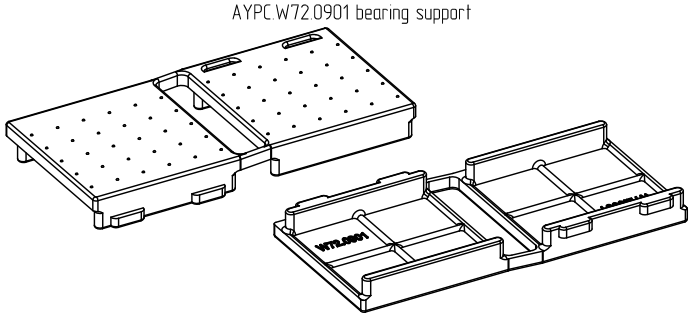




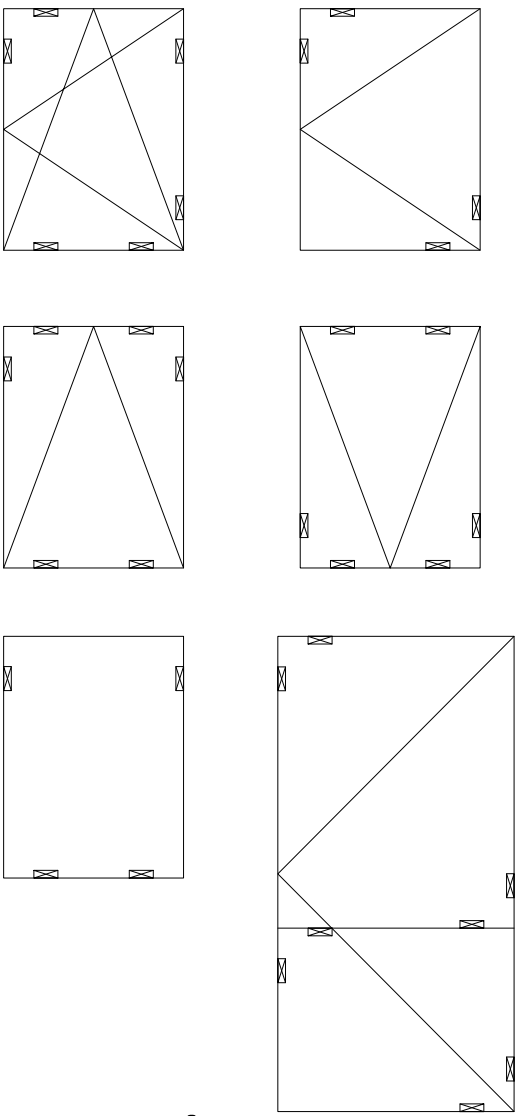


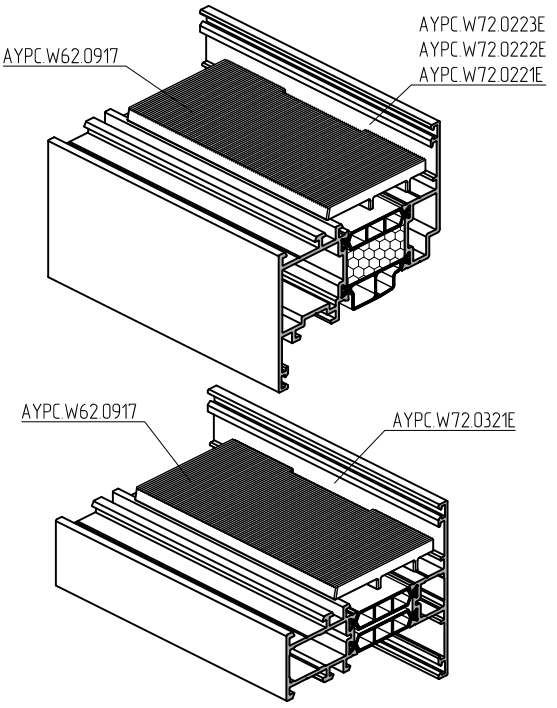
Profile type	X, mm
Frame profile	150
Sash profile	50
Transom bar profile	150
Door leaf profile	150

AYPC.W72.0901 bearing support

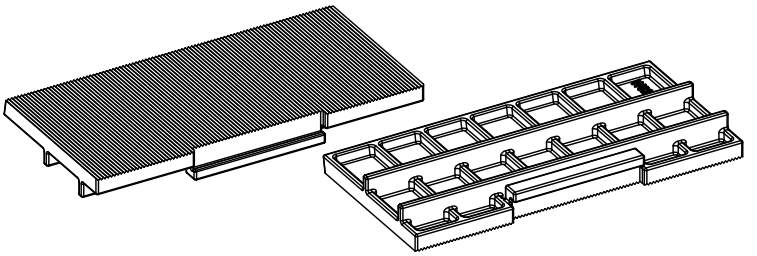


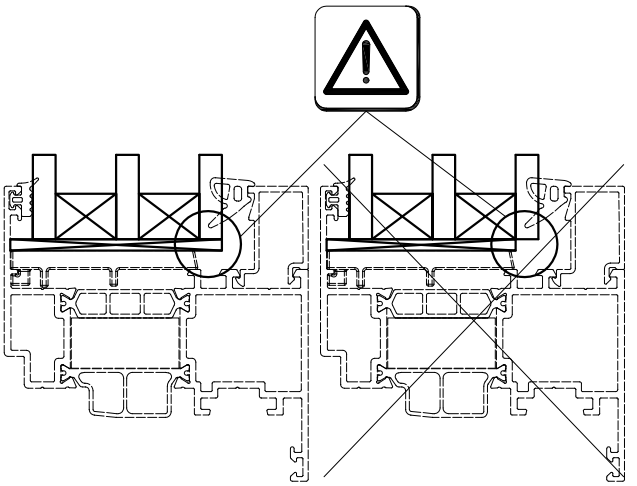
Scheme of glass bearing supports installation

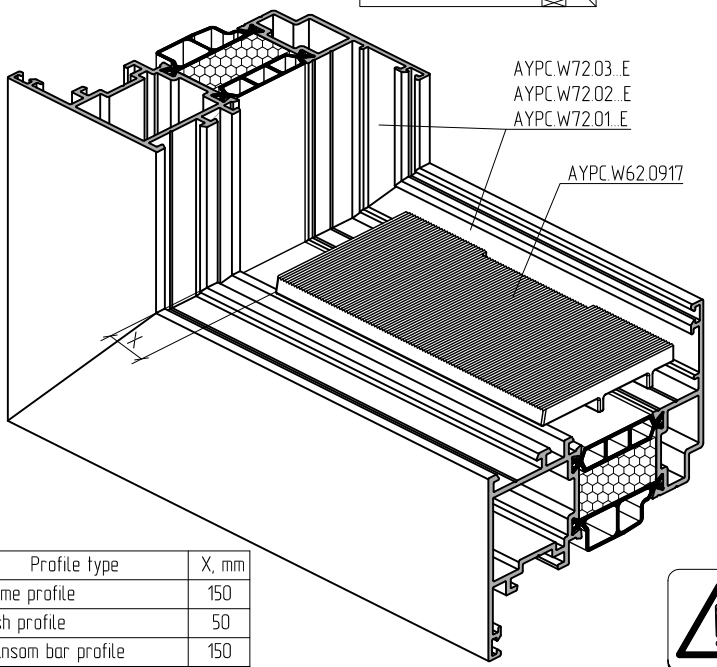




AYPC.W62.0917 bearing support



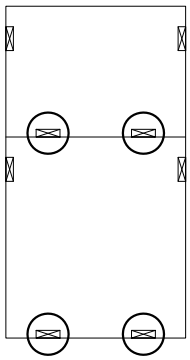


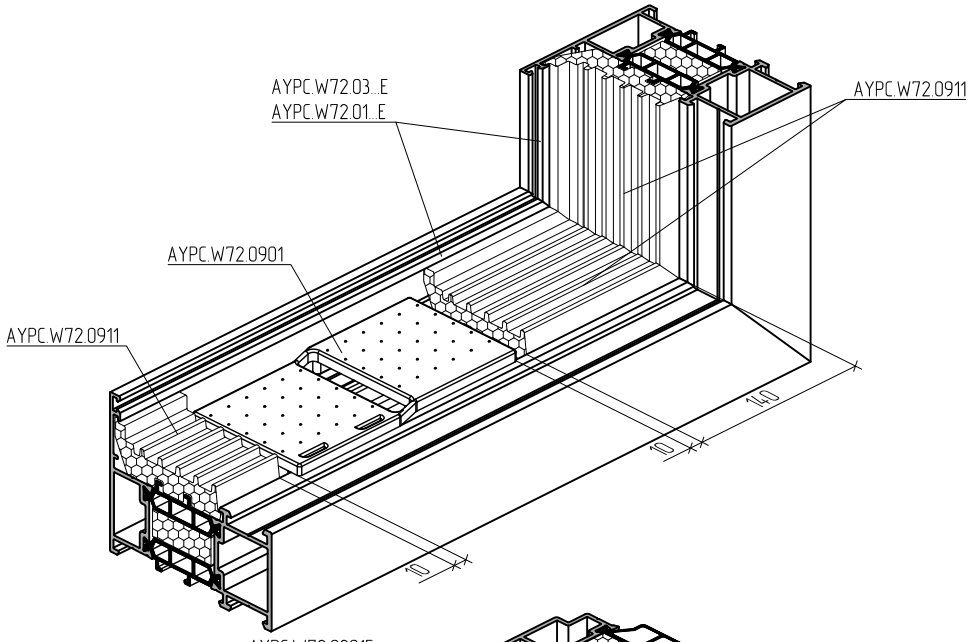


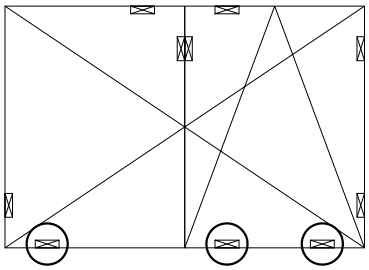
Profile type	X, mm
Frame profile	150
Sash profile	50
Transom bar profile	150
Door leaf profile	150

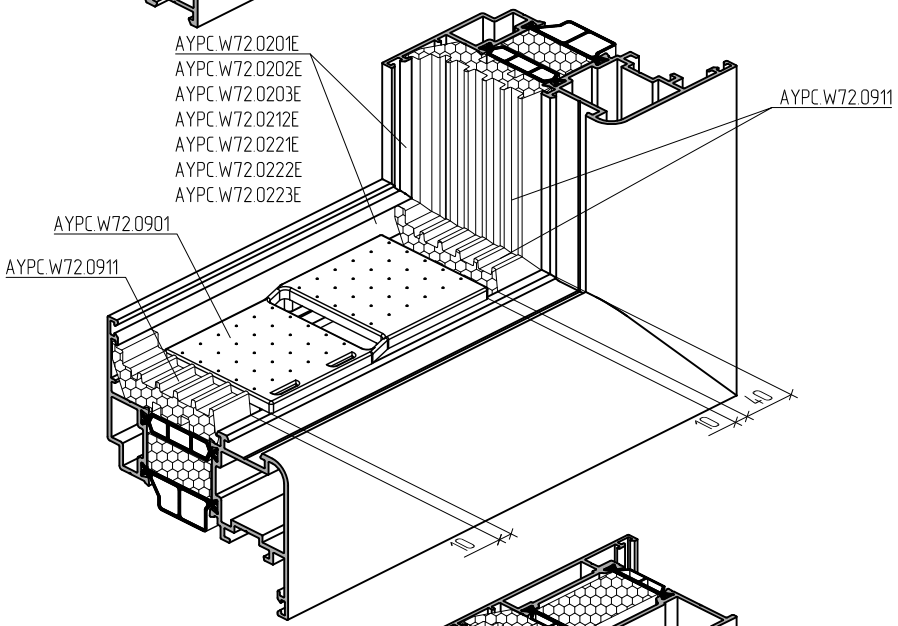
AYPC.W72.0901 and AYPC.W62.0917 bearing supports are fully interchangeable and suitable for installation to all types of ALT W72 window and door frame, sash and transom bar profiles.

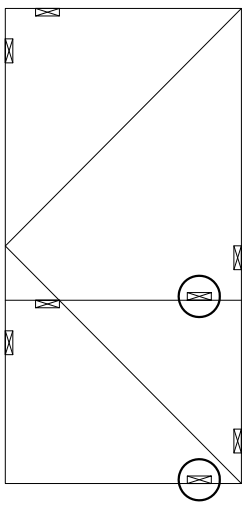
Seam sealing machining for bearing supports installation

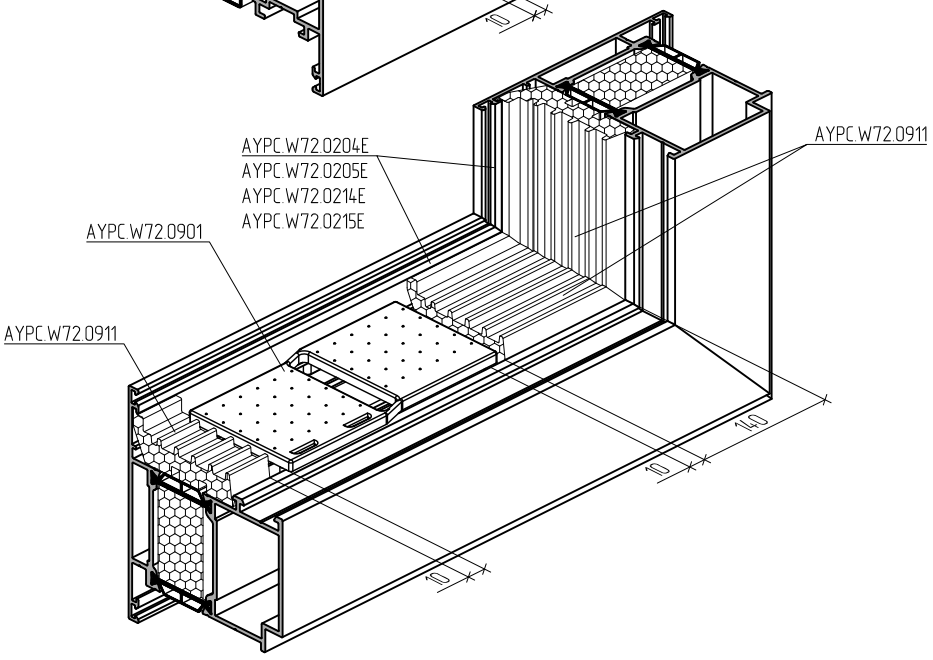








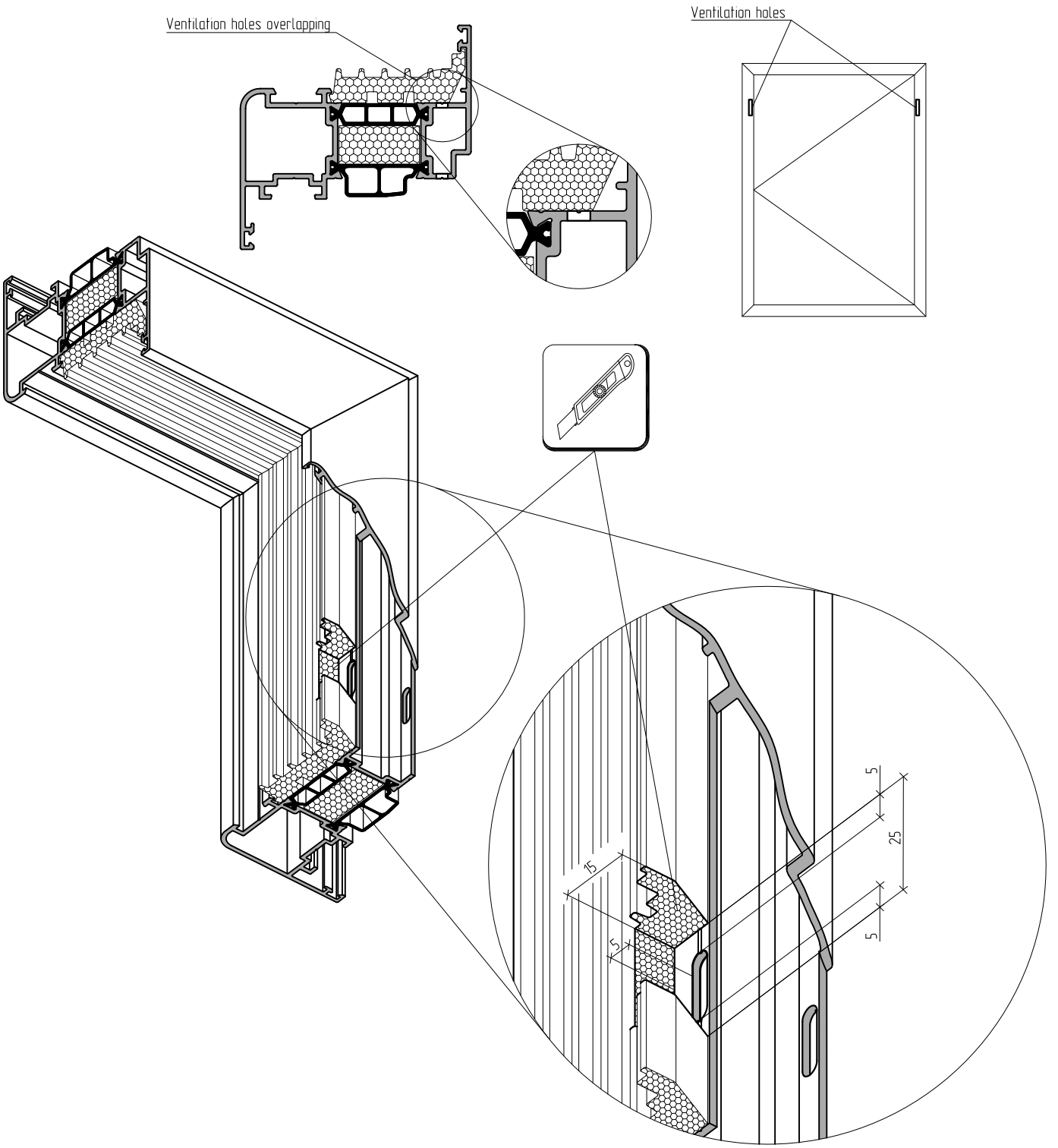




With AYPC.W62.0917 bearing support installation machining of AYPC.W72.0911 seam sealing is made in the same way.

AYPC.W72.0911 seam sealing processing for ventilation holes

As a part of the ventilated holes is situated at the top of a sash and the location of bearing supports depends on the type and direction of opening, there is a probability that in the area of the ventilated hole the bearing support will not be installed and it will be covered with AYPC.W72.0911 seam sealing. In this case it is necessary to locally remove a part of the sealing according to the indicated scheme.

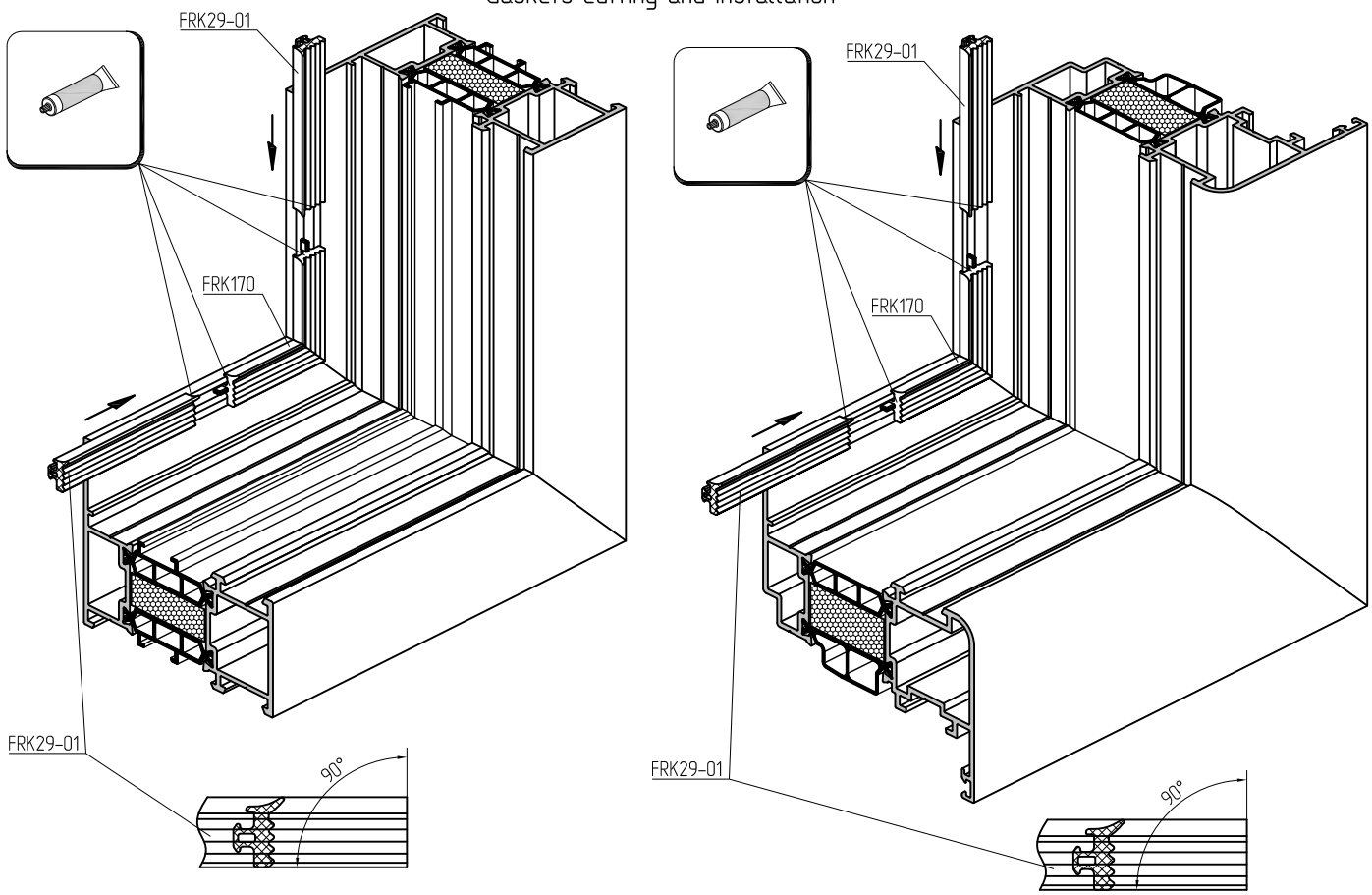


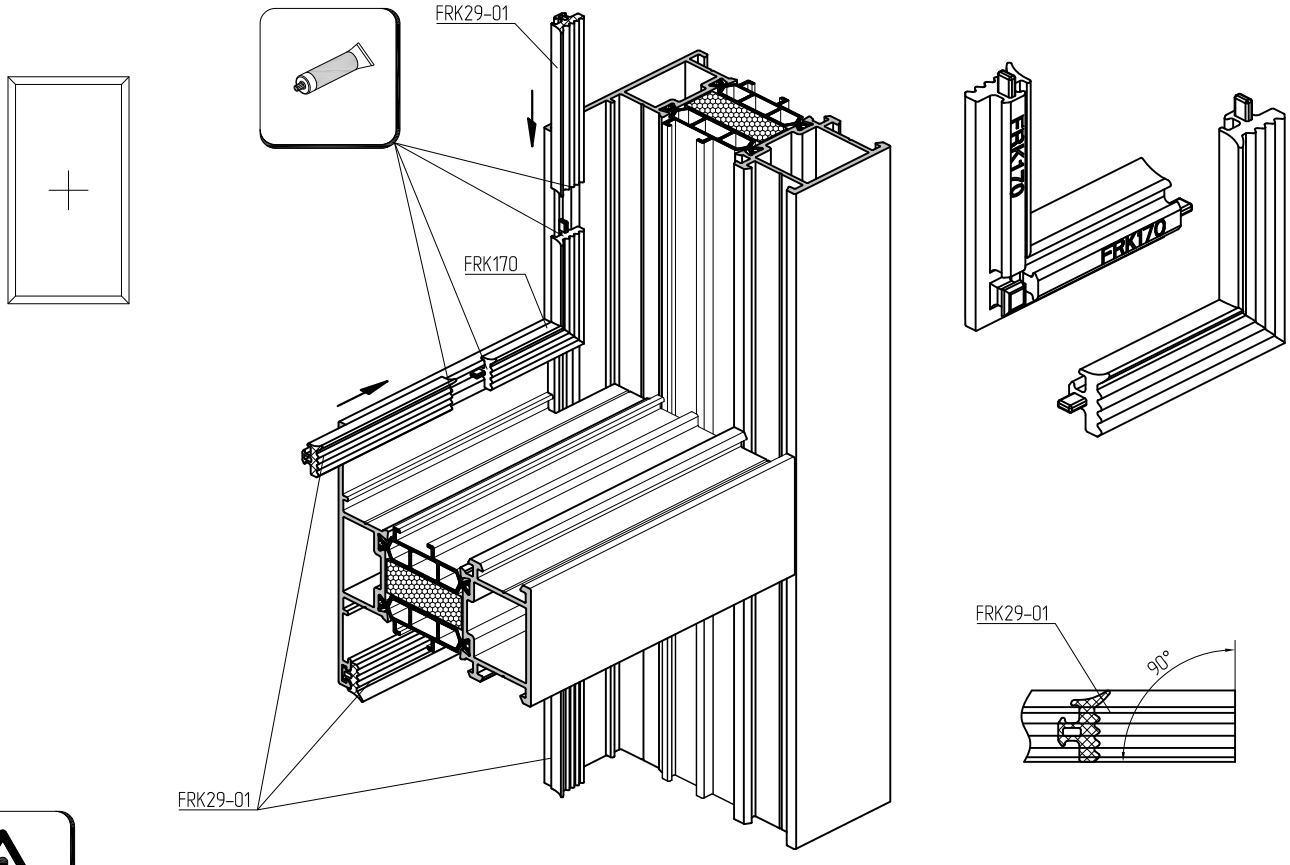
ALTW72
Window and door system
with thermal break

Gaskets cutting and installation

05

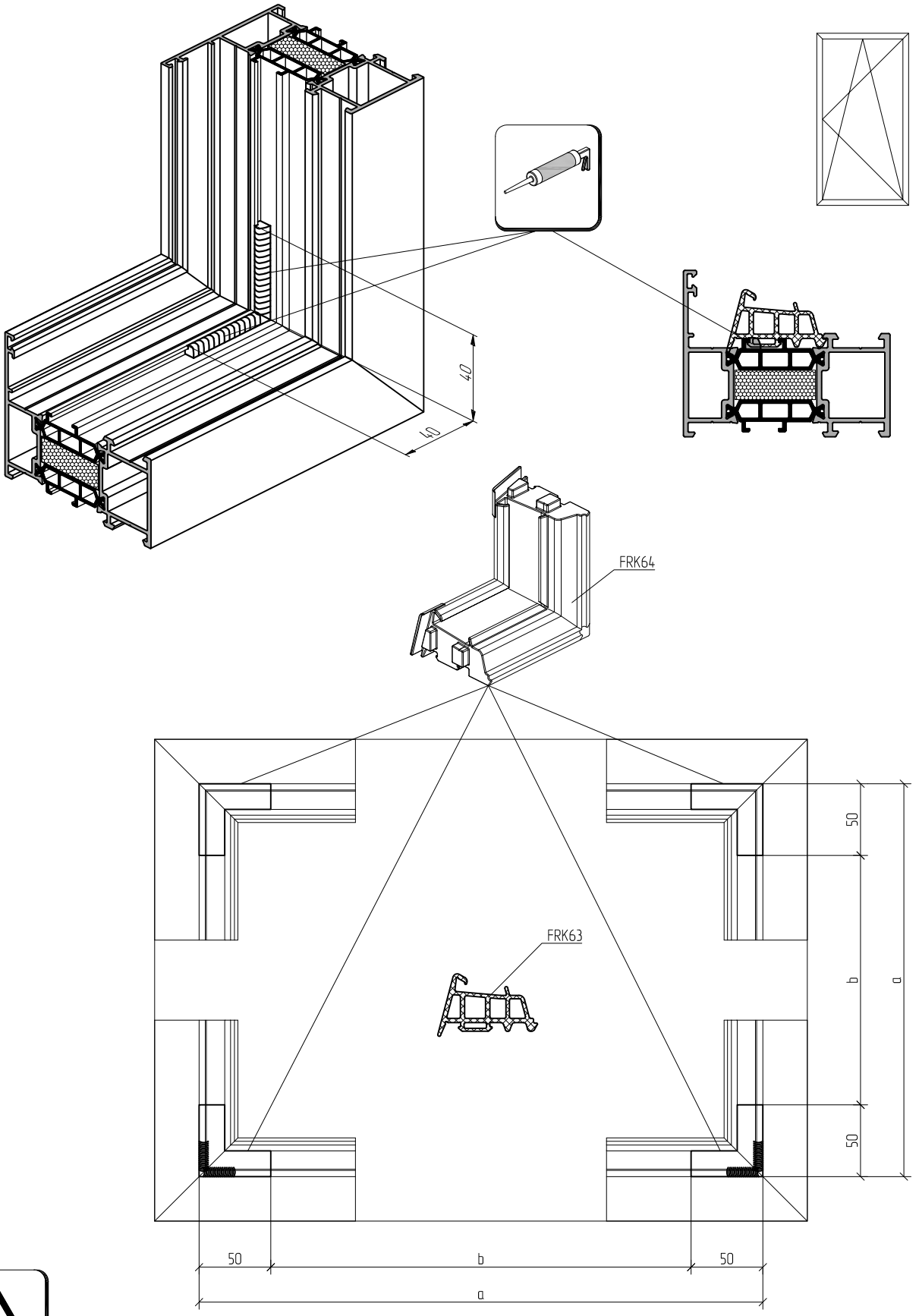
Gaskets cutting and installation





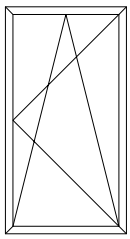
Cut the gasket with 1% of extra length.
Gasket junction should be glued with the adhesive designed for rubber gasket gluing.

Gaskets cutting and installation



Seal. Sealant info is provided on request

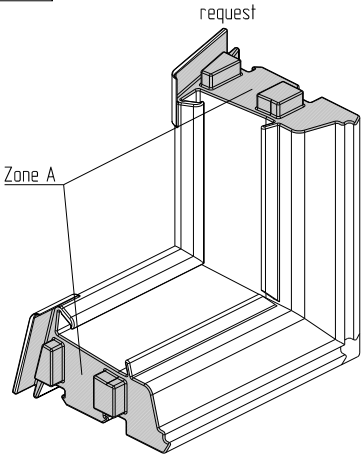
Gaskets cutting and installation

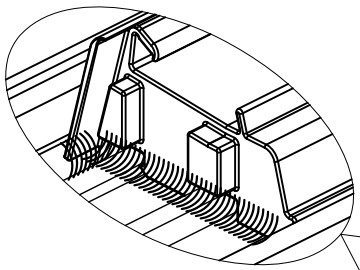


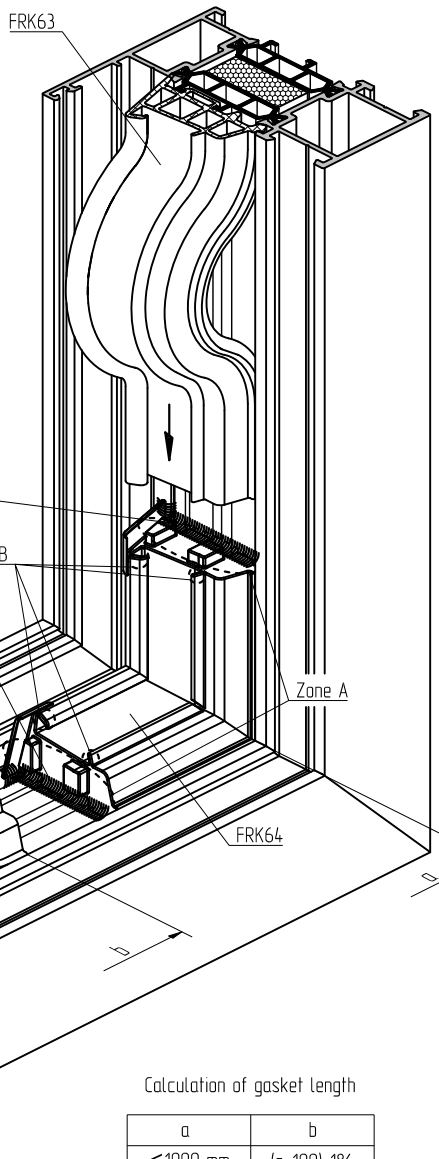
A. Sealing zone. Sealing info is provided on request



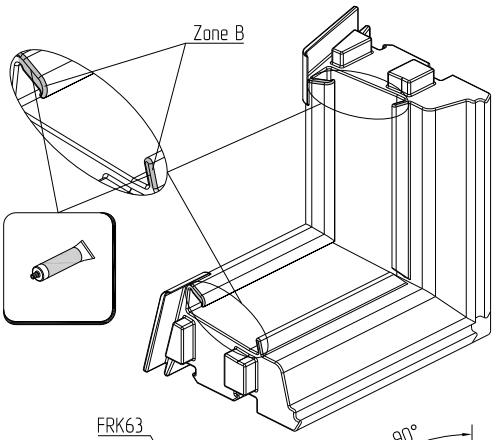
Seal. Sealing info is provided on request

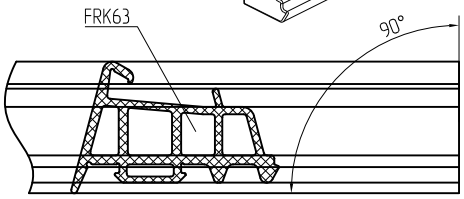






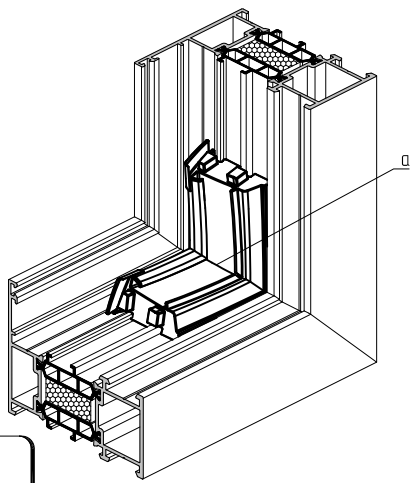
B. Zone for glue for rubber gaskets gluing

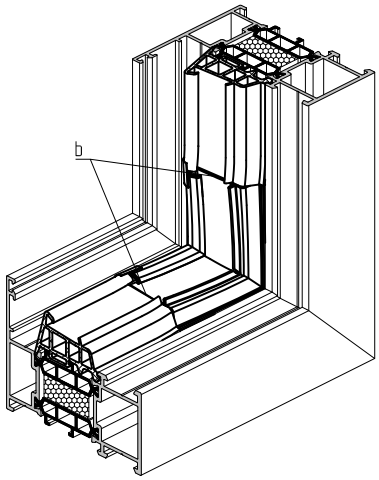


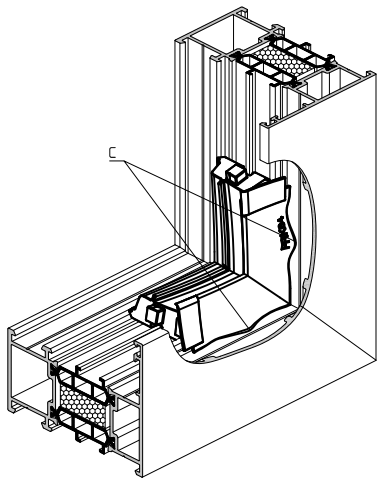


Calculation of gasket length

a	b
≤1000 mm	(a–100)+1%
>1000 mm	(a–100)+0,5%

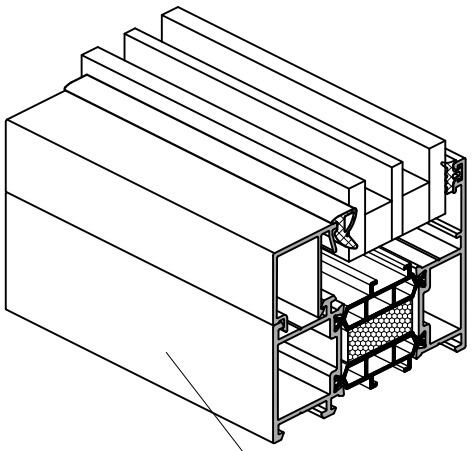




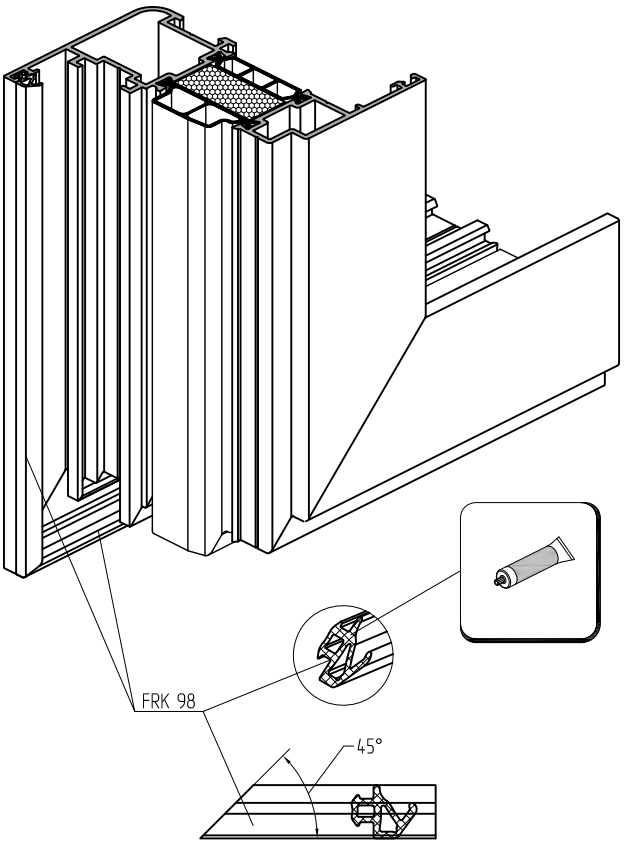


When installing FRK64 avoid pressing through (a), knob of connection between corner and FRK63 gasket (b), deformation (c).

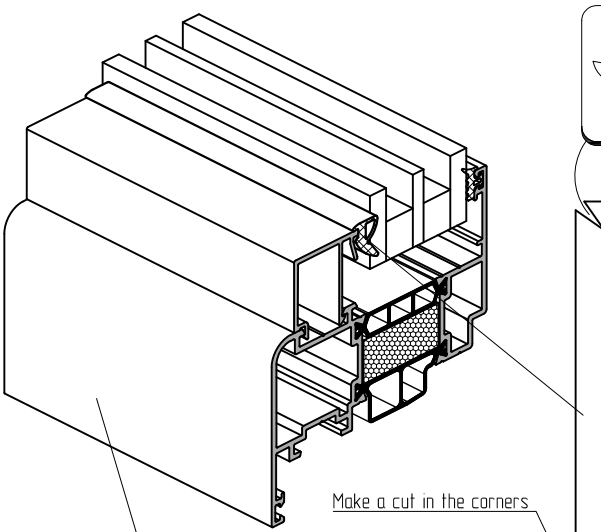
Gaskets cutting and installation



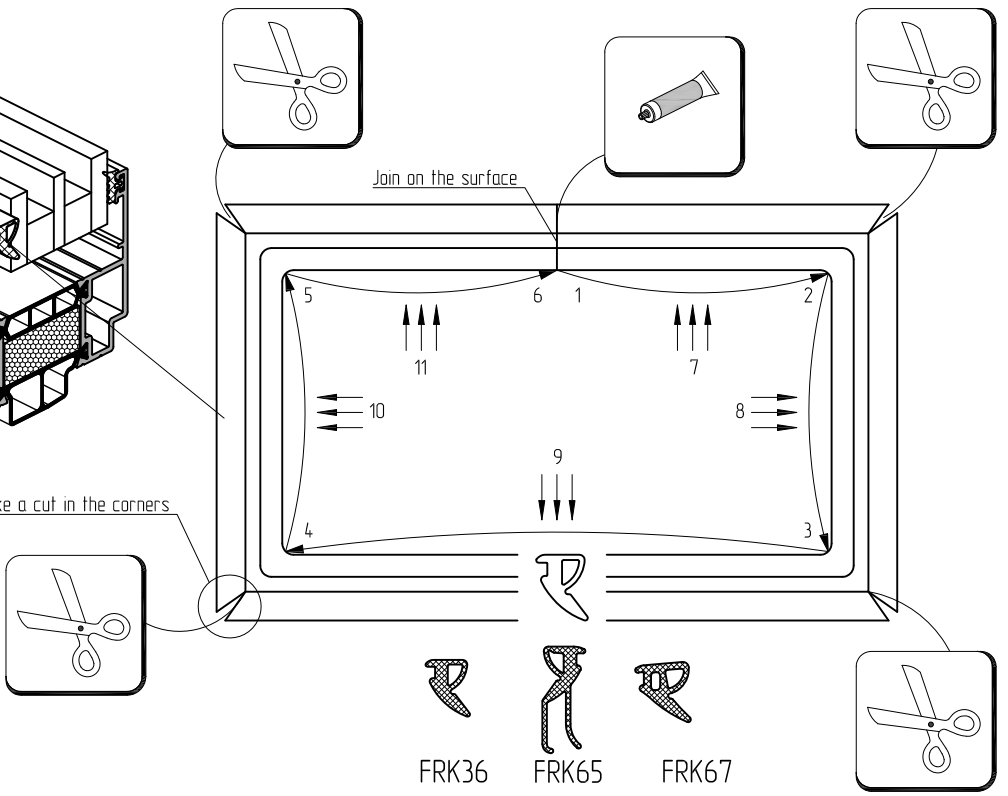
AYPC.W72.0101E
AYPC.W72.0102E
AYPC.W72.0103E
AYPC.W72.0104E
AYPC.W72.0105E
AYPC.W72.0106E ...
AYPC.W72.0301E
AYPC.W72.0302E
AYPC.W72.0303E ...



Gaskets installation scheme



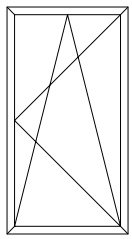
AYPC.W72.0201E
AYPC.W72.0202E
AYPC.W72.0203E
AYPC.W72.0204E
AYPC.W72.0205E
AYPC.W72.0212E
AYPC.W72.0221E
AYPC.W72.0222E
AYPC.W72.0223E

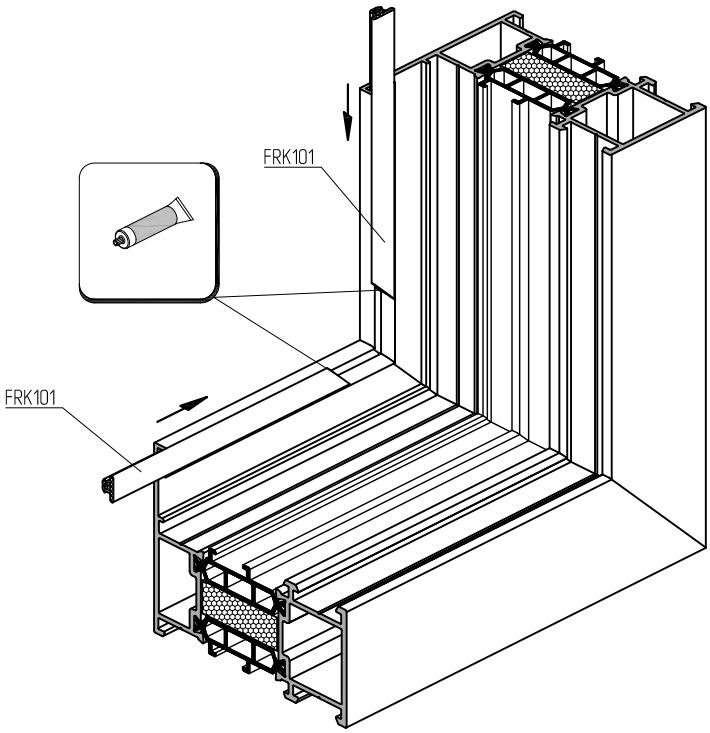


Cut the gasket with 1% of extra length. Gasket junction should be glued with the adhesive designed for rubber gasket gluing.

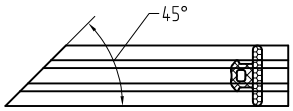
Gaskets cutting and installation

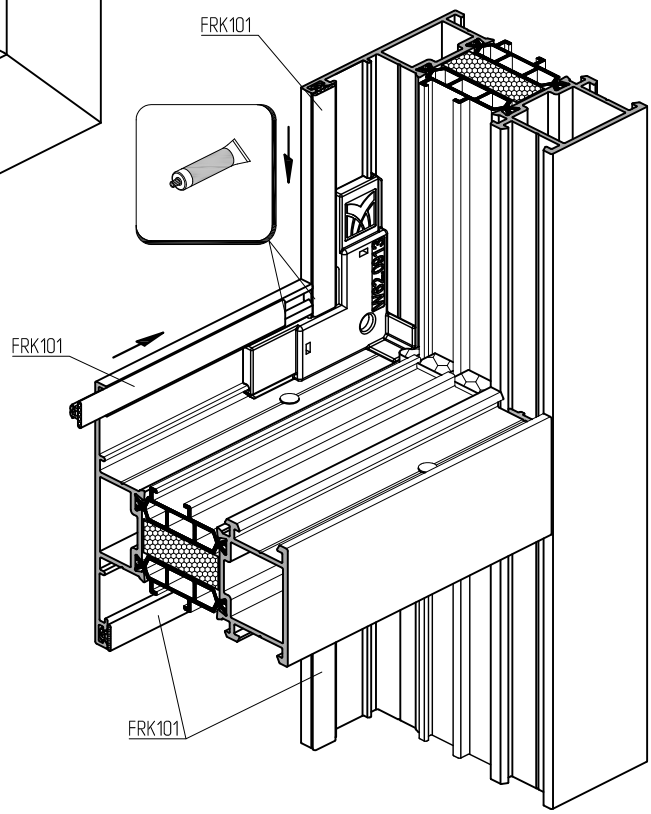
The FRK101 gasket is used in windows with improved performances.
Installation after assemblage and mounting is possible.





FRK101 rubber gasket cutting scheme

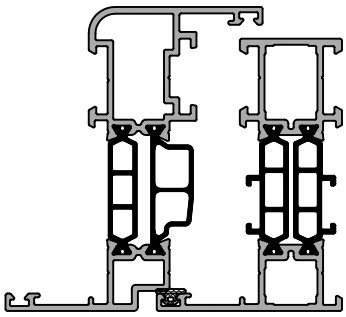




FRK101 rubber gasket cutting scheme



FRK101 rubber gasket installation scheme

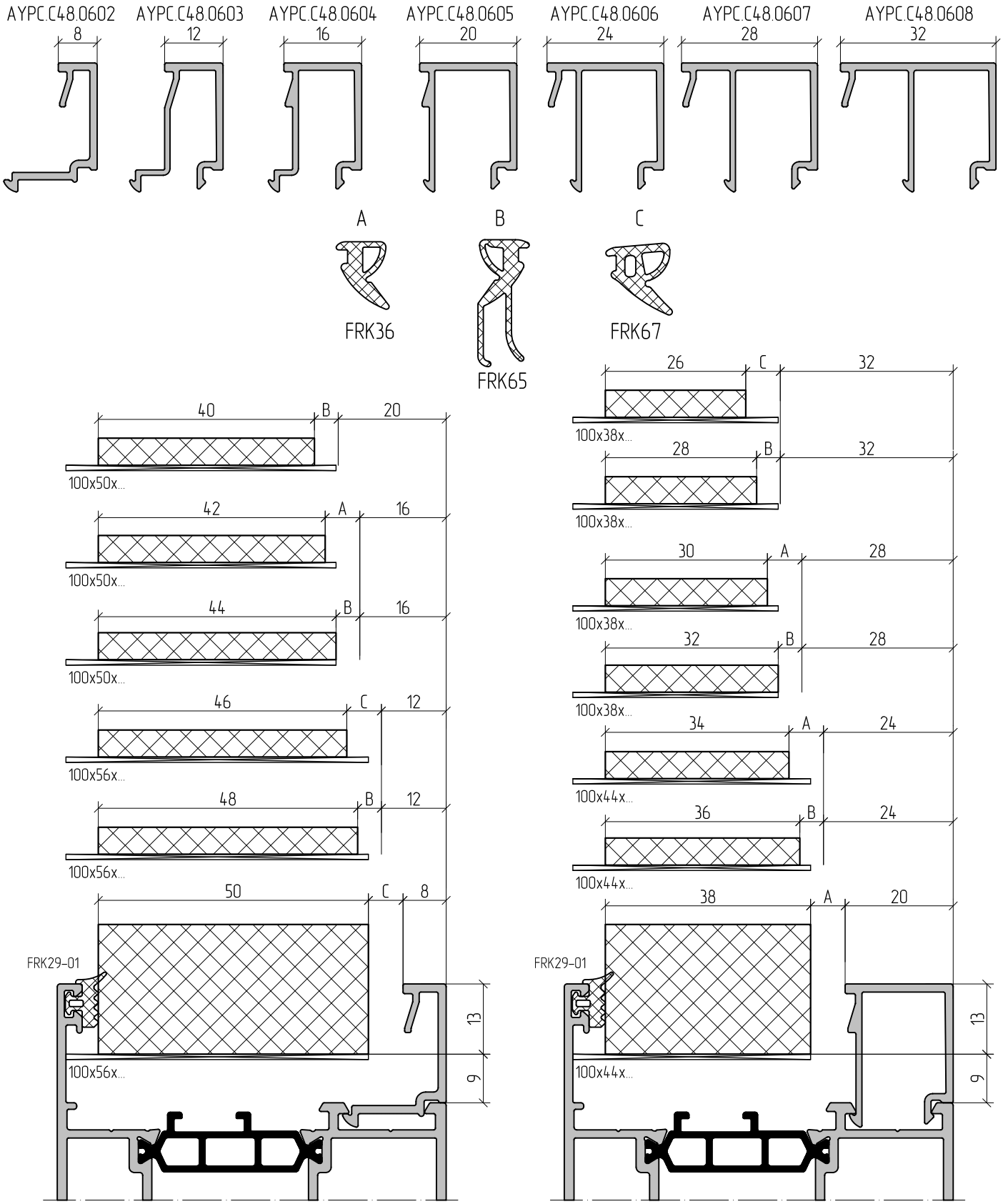


Cut the gasket with 1% of extra length
Gasket junction should be glued with the adhesive designed for rubber gasket gluing.

ALTW72
Window and door system
with thermal break

Table of glazing

06

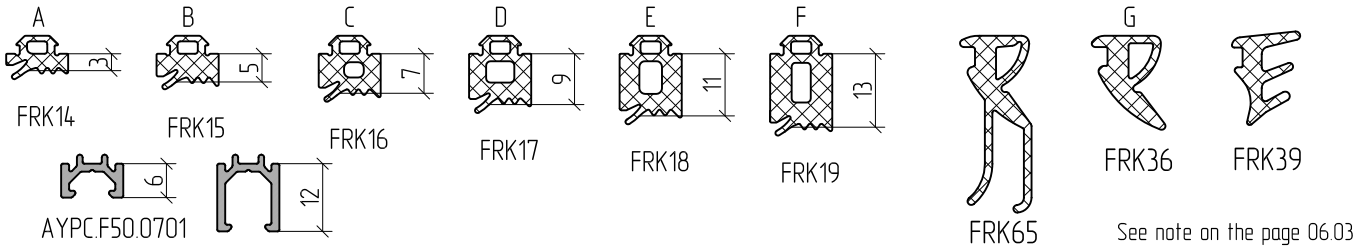


Note:

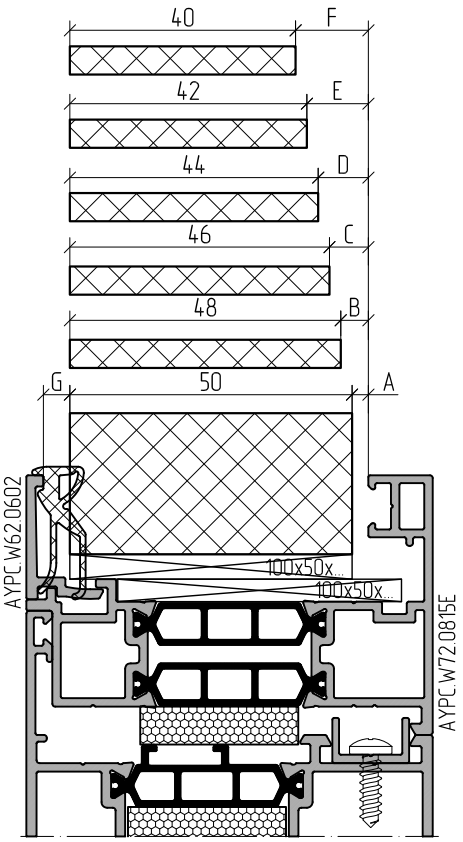
1 – The base for infill unit installation is the same in all frame and sash profiles.

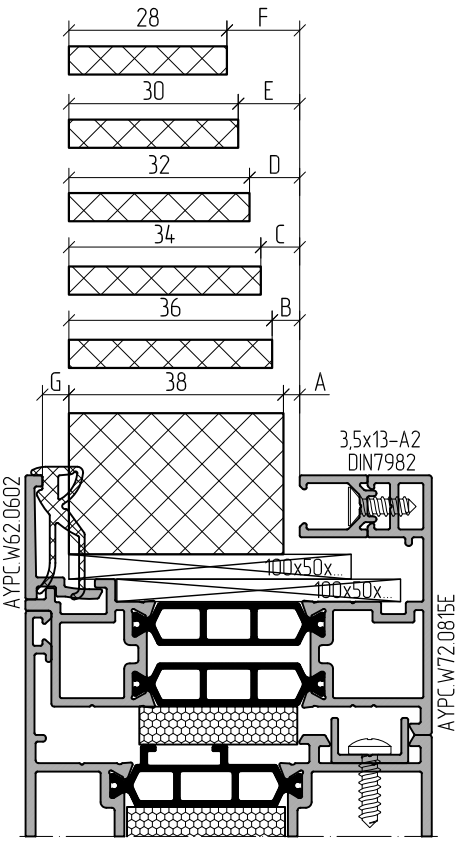
2 – Data given in the table is for reference, the values are suitable for preliminary calculation. In case of practical use it is necessary to check their validity on the basis of actul parameters, such as accuracy of infill unit manufacturing (tolerances); accuracy of gaskets manufacturing (tolerances); conditions of gaskets installation and system assemblage; tolerances for glass bead profile and tolerances for combined profiles assemblage.

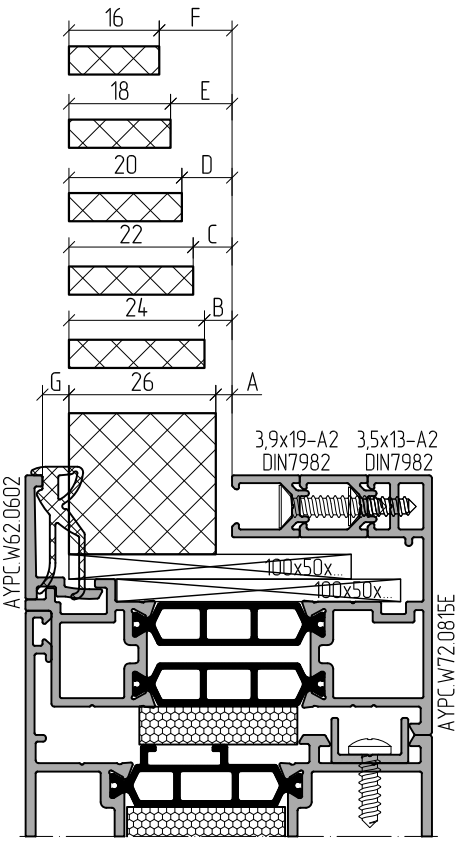
For correct system operation the gaskets must be force fitted.

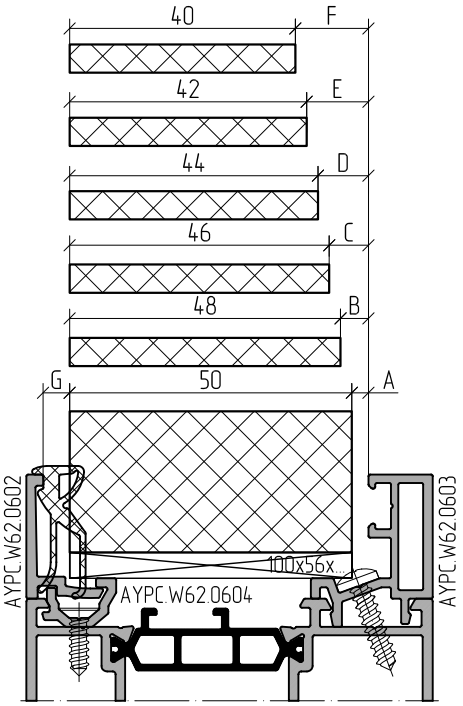


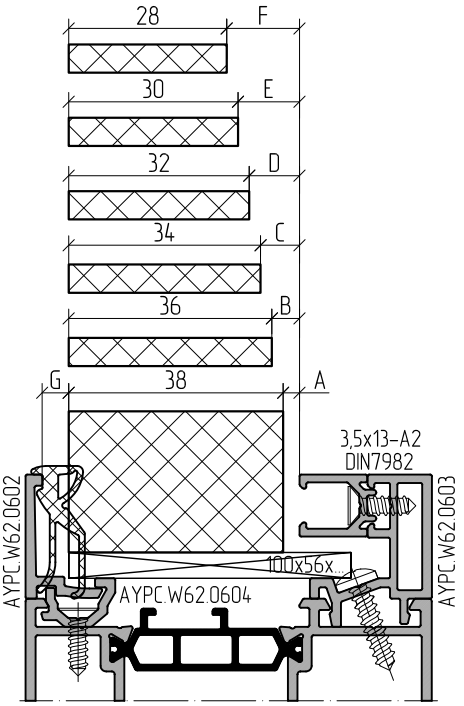
See note on the page 06.03

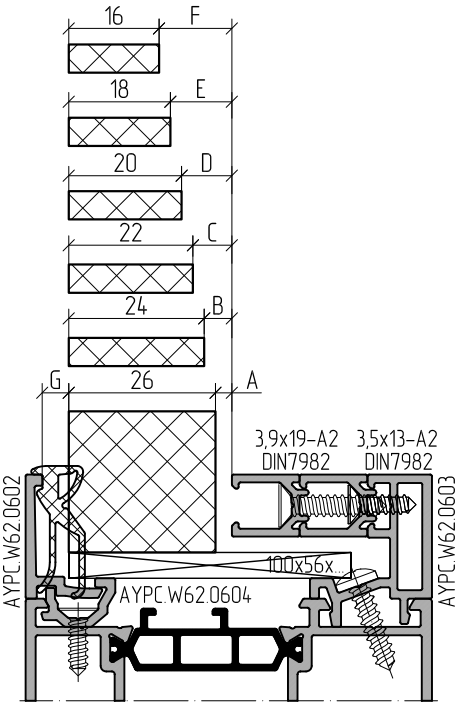


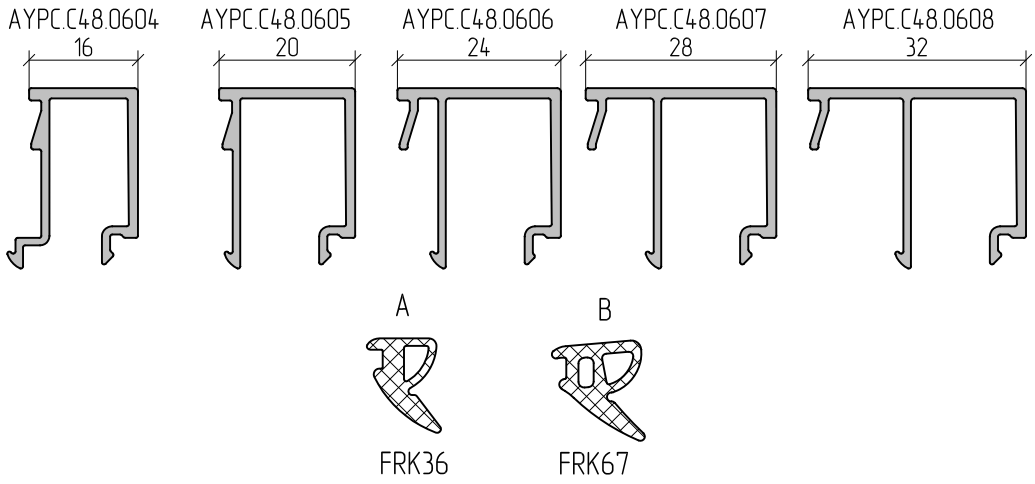


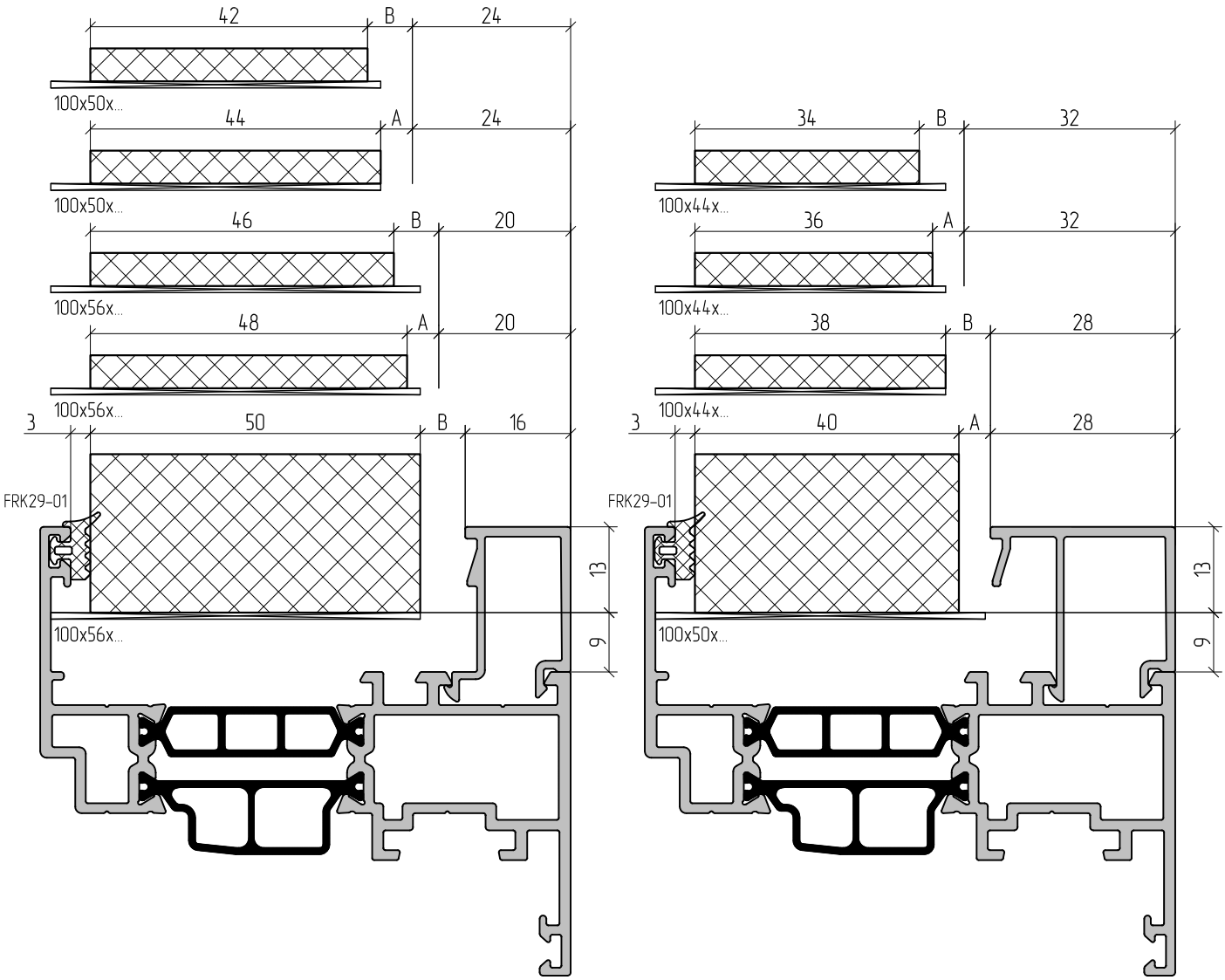












Note:

1 – Data given in the table is for reference, the values are suitable for preliminary calculation. In case of practical use it is necessary to check their validity on the basis of actul parameters, such as accuracy of infill unit manufacturing (tolerances); accuracy of gaskets manufacturing (tolerances); conditions of gaskets installation and system assemblage; tolerances for glass bead profile and tolerances for combined profiles assemblage.

2 – Data on FRK14–FRK19 gaskets, AYPC.F50.0701 and AYPC.F50.0702 profiles are given in ALT F50 catalogue.

For correct system operation the gaskets must be force fitted.